

# MILLIE



- UNIT 1
- UNIT 2
- UNIT 3
- UNIT 4
- UNIT 5
- UNIT 6
- UNIT 7
- UNIT 8
- UNIT 9
- UNIT 10





**КЛАСС**

С. И. Азарова, Э. Н. Дружинина, Е. В. Ермолаева, Е. В. Зоткина,  
Л. Г. Карпова, Е. М. Коренкова, Е. В. Костюк, И. В. Крайнева,  
Н. Н. Петрова, Н. Б. Пономарева, Р. Ю. Попова, Н. С. Славщик,  
Л. Л. Соколова, Л. Н. Струкова, Н. Ю. Шульгина

# АНГЛИЙСКИЙ ЯЗЫК МИЛЛИ / МИЦІЕ

Учебник для общеобразовательных учреждений

Начальный курс к учебнику

“Английский язык нового тысячелетия” / “New Millennium English”  
для 5–11 классов

Рекомендовано Министерством образования и науки  
Российской Федерации к использованию в образовательном  
процессе в образовательных учреждениях общего образования и  
имеющих государственную аккредитацию  
(соответствует федеральному государственному  
образовательному стандарту начального образования)



**BRITISH  
COUNCIL**

BROOKEMEAD ENGLISH  
LANGUAGE TEACHING

Т И Т У Л  
Т И Т У Л

2012

*With love to our Millie-husbands, Millie-parents and Millie-kids  
and all those Millie-people in Russia and in the UK  
who always believed in us and in Millie.*

*Your Millie-authors*

#### **Authors' thanks and acknowledgements**

*This project would not have been possible without the unfailing commitment of Ye. A. Lenskaya, Assistant Director for Education and English Language, British Council, Moscow.*

*Our special thanks and deepest gratitude go to Mike Scholey, from the College of St Mark and St John, Plymouth, UK and Annamaria Pinter, the University of Warwick, UK, for consultancy advice, inspiration and faith in us in spite of all trials and tribulations of the project.*

*We are also very grateful to Rod Bolitho, Steve Ansell and all the tutors and consultants from the College of St Mark and St John, Plymouth, UK, and Shelagh Rixon, the University of Warwick, UK, who inspired us to launch into a wonderful journey of textbook writing.*

*The authors would also like to thank T. M. Krasnopolskaya, Ye. G. Borovikova, S. M. Kuzmina and our "bigger sisters" — authors of the "New Millennium English" textbooks who contributed to the book by their efficient management, administrative support and generous sharing of their professional experience.*

*We would like to thank Catherine Walter, N. N. Achkassova, I. A. Kalinina, N. M. Rodina and K. V. Ronzhina for advice and support.*

*Our thanks go to Konstantin Finov and Serguei Gruzdev who wrote the music for the songs in the book.*

*We would like to thank K. L. Boutiagina and S. M. Doubovik, the project partners from the National Training Foundation.*

*A big thank you goes to the teams of the Titul and Brookemead publishers, especially S. N. Kononenko, S. V. Shirina, O. A. Denisenko, E. A. Valyaeva, N. A. Valyaeva, Duncan Prowse and Anna Whitcher Kutz, whose commitment, enthusiasm and professionalism made this book happen.*

#### **Азарова С. И. и др.**

А35 Английский язык: Милли / Millie: Учебник для 4 кл. общеобраз. учрежд. / С. И. Азарова, Э. Н. Дружинина, Е. В. Ермолаева, Е. В. Зоткина, Л. Г. Карпова, Е. М. Коренкова, Е. В. Костюк, И. В. Крайнева, Н. Н. Петрова, Н. Б. Пономарева, Р. Ю. Попова, Н. С. Славщик, Л. Л. Соколова, Л. Н. Струкова, Н. Ю. Шульгина. — Обнинск: Титул, 2012. — 128 с.: ил.

ISBN 978-5-86866-468-7

УМК "Милли-4" является заключительной частью учебного курса "Милли" для 2-4-х классов общеобразовательных учреждений России и составляет с курсом "Английский язык нового тысячелетия" единую учебную линию для 2-11-х классов. УМК соответствует требованиям федерального государственного образовательного стандарта начального общего образования.


УМК "Милли-4" предназначен для учащихся 4-го класса и состоит из учебника, книги для учителя, рабочей тетради, аудиоприложения (аудиокассеты, CD MP3), набора карточек для обучения говорению и чтению, обучающей компьютерной программы — "Милли-4", "Интерактивные плакаты" (1-4-е классы).


Как и предыдущие учебники серии, учебник для 4-го класса предлагает разнообразный материал для развития речевых и общеучебных навыков, который был отобран авторами с учетом психологических и возрастных особенностей младших школьников. Задания включают тексты для аудирования и чтения, игры, инструкции по выполнению поделок, страницы самоконтроля, захватывающую сквозную историю. Темы и ситуации общения близки учащимся начальной школы, а предлагаемый языковой материал позволяет им выразить свои мысли и чувства, стимулирует общение со сверстниками на английском языке. В учебник включен интересный и познавательный материал страноведческого характера, а также двуязычный словарь активной лексики каждого раздела и страница для родителей.

ББК 81.2Англ-922

- © С. И. Азарова, Э. Н. Дружинина, Е. В. Ермолаева, Е. В. Зоткина, Л. Г. Карпова, Е. М. Коренкова, Е. В. Костюк, И. В. Крайнева, Н. Н. Петрова, Н. Б. Пономарева, Р. Ю. Попова, Н. С. Славщик, Л. Л. Соколова, Л. Н. Струкова, Н. Ю. Шульгина, 2007  
© The British Council, 2007  
© Brookemead Associates Limited, 2007  
© Издательство "Титул", дизайн, воспроизведение, распространение, 2007  
© Издательство "Титул", дизайн, воспроизведение, распространение, 2011, с изменениями


# Содержание

**Unit 1**  
www.around\_  
the\_world.net  
 ...4

**Unit 2**  
In Millietown  
 ...14

Progress page  
Units 1-2  
...24

**Unit 3**  
It's a festival!  
 ...26


**Unit 4**  
In the castle  
 ...36

Progress page  
Units 3-4  
...46

**Unit 5**  
With a little help  
from my  
friends  
 ...48

**Unit 6**  
We are the  
champions!  
 ...58

Progress page  
Units 5-6  
...68

**Unit 7**  
Dinosauria  
 ...70


**Unit 8**  
Once upon  
a time...  
 ...80


Progress page  
Units 7-8  
...90


**Unit 9**  
My  
travelogue  
 ...92


**Unit 10**  
Until we  
meet  
again!  
 ...102



Progress page  
Units 9-10  
...112

**Information  
gap activities**  
 ...114

**Wordlist**  
 ...116

**Answer key  
Progress pages**  
 ...121

**Parents' page**  
 ...124

Условные обозначения:  — номер задания  — слушай аудиозапись



# Lesson 1

Address:

Home Pen Pal Club Email Songs & Music Projects Game Zone

**1** Sing the song.

**B** **Nice to see you again**  
 Hello! Hello! Hello!  
 It's nice to see you again!  
 It's time to have a go,  
 Have fun, sing songs, play games.  
 Hello! Hello! Hello!  
 Hip, hip! Hip, hip! Hooray! Hip, hip! Hooray!

**2** Listen and say.  
 Who helps you send emails?

Chat Clicky Dr Web

**Visit our website** and learn about fun things to do on the Internet.


**C** Would you like to **do an international project**?  
 Find class / school projects on the Internet:

- My country
- My city
- My school
- Favourite food in my country...

**F** send reply forward

To: wizadora@epals.com  
 Subject: International projects

We're two pupils from Australia. We're doing a project about your country. We'd like to know about schools in Russia. What do you do in school and after your lessons? If you like, you can visit our class website at: <http://myaustralian...>



Click and look for the information you need!



## 3 Read and match.

**A** Join our **pen pal** club and **make** new **friends** from all around the world...

Join the Pen Pal Club

User name:

Password:

OK, let's go!

## Pen Pal Box

## Pen Pal Box

06/10/08, 16:53



**mgersten** 11, Florida, USA

Hello! I would like a pen pal, please.

I love computers, video games and cooking.

I have got one brother.

06/10/08, 16:32



**Canada12** 12, Ontario / Canada

Hi everyone! My name's Anina and I live in

Toronto. But I come from Germany. I love

animals and I go horse riding and play the

piano. In Germany I did karate. I hope

you'll write to me soon... Anina...

**D** Play and have fun with us!

- word search
- crosswords
- puzzles
- chatterbox
- snakes and ladders
- riddles
- worms
- Ludo
- cards...


Address:

**E** Are you **looking for** interesting information? Have a go and find something interesting here:

Elephants love water. They are very good swimmers. They can drink 140 litres of water a day...

African elephants  
Photos:

Go



## 4 Read and play. Find someone who would like to ...

- make new friends on the Internet
- find a pen pal on the Internet
- look for interesting information on the Internet
- send an **email** to a pen pal on the Internet
- visit a website for children on the Internet
- do a project on the Internet
- find their favourite song on the Internet





# Lesson 2

1  Listen, look and say. What country are they from?

Address:

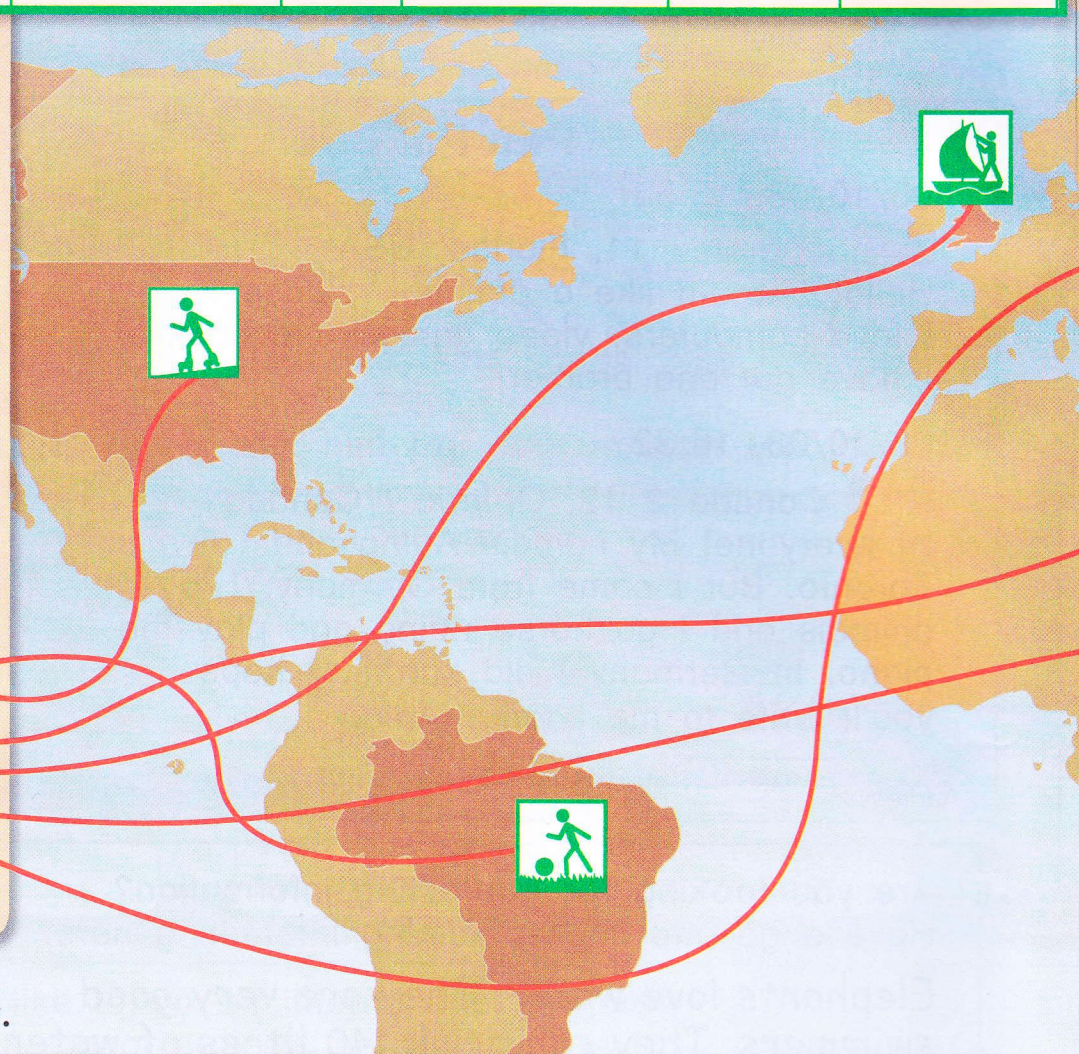
Home **Pen Pal Club** Email Songs & Music Projects Game Zone

Look for

Age

Country



2 Read and say.

Dragonfly

Hello. I'm nine. I live in... I'm looking for pen pals from around the world. I love dancing the Samba. I live near the sea and I like playing on the beach and sunbathing. I love animals. I've got a pet cat. Will you be my pen pal, please? What do you like?

Frogman

Hi, I'm nine years old. How old are you? I live in... I like drawing, music and fishing. **What country are you from?** Will you be my pen pal, please?



Rocky

Hi, I'm nine. **I'm from...** I like dancing, shopping and diving in the Red Sea. I've got a pet called Rocky. My favourite animals are horses and dogs. Will you be my pen pal, please?



Bigfoot, 10

I'm looking for pen pals from around the world. My mum's from Brazil and my dad's from Egypt, but we live in... I like playing games on the computer, making comics and sailing my boat. Will you be my pen pal, please?

Australia

What's your name?


How old are you?

What country are you from?

Do you like ...?

3 Read and play the game.


You	_____	Find a pen pal
Name	<u>Bigfoot</u>	• whose name starts with the letter V
Age	<u>9</u>	• who's 8 years old
Country	<u>Ukraine</u>	• who's from Russia
Likes	<u>fishing</u>	• who likes reading comics





# Lesson 3

Address: www.around\_the\_world.net



- Home
- Pen Pal Club
- Email
- Songs & Music
- Projects
- Game Zone


1 Read the subjects and match them with the emails.

- Pictures of the world
- Dancing the Samba
- Big collection

**To:** bigfoot@penpal.net  
**From:** superhero@penpal.net  
**Subject:** (1)

Hi, Bigfoot, I'm Steve and I'm ten. I live in London. I like playing computer games and skateboarding. I also **collect** toys and stickers. I've got a big collection of CDs. I've got twenty-five comics and seventeen superhero computer games. What do you collect?

Please write to me.  
 Steve



**To:** superstar@penpal.net  
**From:** rocky@penpal.net  
**Subject:** (2)

Hi, Wendy,  
 Thanks for your letter. I live in Egypt. I've got a big family: mum, dad and three sisters. In summer we **travel** to **different** countries for our holidays. **It's so interesting!** I usually take pictures. I've got pictures of an African safari park and London Zoo. We **want to** visit Moscow next summer. What countries do you want to visit?  
 Please write back.

Ahmed



**different** – разный

Oink,  
 oink,  
 oink.

## We can read

The **boy**, called **Roy**, and his sister, **Joy**, play with a **noisy toy** that goes, 'Oink, oink, oink.'





To: dragonfly@penpal.net  
 From: twin@penpal.net  
 Subject: (3)

Hello, Dragonfly,  
 It's Sylvia here. I'm from the USA. I like dancing the Samba, too. My friends say I'm **good at** dancing. I've got a twin sister and she likes writing poems. But I think it's **boring** 😞. Please write back.  
 Sylvia


2 Read and say true or false.

- 1 Ahmed's good at dancing.
- 2 Sylvia doesn't like writing poems.
- 3 Steve collects computer games.
- 4 Ahmed's family travel to different countries.
- 5 Ahmed wants to visit Egypt.

3 Look at the pictures and complete the sentences.



I'm good at singing,...  
 And what about you?



1

I collect robots,...



2

I want to visit Egypt,...



3

4 Read and write your email.

To: ☺☺@penpal.net  
 From: ☺☺@penpal.net  
 Subject: pen pals

Hello, ☺,  
 My name's ☺. I'm nine. I'm from ☺. I like ☺ing and ☺ing.  
 My mum says I'm g☺d at ☺ing. I collect ☺. It's ☺! I want to ☺ around the world and visit ☺, ☺ and ☺. I can ☺ there.  
 What ☺☺ collect? What countries do you ☺ to ☺?  
 Please write back.



# Lesson 4

1  Listen, read and chant.

Address:



Home
Pen Pal Club
Email
Songs & Music
Projects
Game Zone

It's

the **first** of September,

the **second** of September,

the **third** of September,

the **fourth** of September,

the **fifth** of September,

the **sixth** of September,







2 Read, write and play the game. **The sixth element**

	1st September	2nd October	3rd November	4th December	5th January
1 Brazil					
2 Egypt					
3 The UK					
4 The USA					
5 Japan					
6 Ukraine					





**My favourite computer games**

When the school day's over,  
I start to play  
My favourite computer games.  
Hooray! Hooray!

the seventh of September,

the eighth of September,




the ninth of September,

the tenth of September,

the eleventh of September,


the twelfth of September,

And I start to play



Hooray! Hooray!

6th February



It's the fourth of December. I'm in Ukraine. I've got a scooter.

Elements	When?	Country
hedgehog	1st September	Japan
butterfly	5th January	the USA
ball	3rd November	Brazil
scooter	4th December	Ukraine
fishing rod	2nd October	the UK
skipping rope	6th February	Egypt



Elements	When?	Country
hedgehog		
butterfly		
ball		
scooter		
fishing rod		
skipping rope		



# Lesson 5

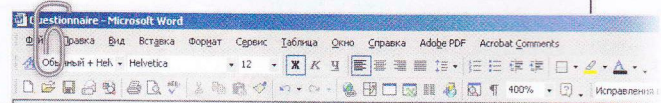
Address: www.around\_the\_world.net



- Home
- Pen Pal Club
- Email
- Songs & Music
- Projects
- Game Zone




## 1 Read the email.



**To:** wizadora@aroundtheworld.net  
**From:** tokyoschool@globalschoolnet.org  
**Subject:** International projects  
**Attach:** Class Profile.doc, Questionnaire.doc

**Questionnaire:**  
 1 Do you go on the Internet?

We're all pupils from Tokyo, Japan.  
 We're doing a project on the Internet called 'Children around the world'. What do you like doing? Do you like to travel? What countries do you want to visit? What do you collect? What computer games do you like to play? Have you got any pen pals in different countries? Please answer our questions. You can email the information about your class or visit our class website: [http://japan\\_school.gr4](http://japan_school.gr4)  
 You can also put it on the international website [www.around\\_the\\_world.net](http://www.around_the_world.net)  
 Thank you!



### ✓ Have you heard?

More than 2 million American children aged 6–17 have their own personal websites.

## 2 Read and write.

### Project

#### Our class profile

Town: Samara  
 Country: Russia  
 School:  
 Class:  
 Number of pupils:

#### Our class on the Internet

- 1 ... want to go on the Internet.
- 2 ... want to look for interesting information.
- 3 ... want to find pen pals.
- 4 ... want to send emails.
- 5 ... want to do a project on the Internet.

#### Our class interests

- 1 ... want to visit ... .
- 2 ... collect ..., ... and ... .
- 3 ... like ... .

#### Games

- 1 ... play computer games.
- 2 ...'s favourite game is ... .






# Lesson 6

cyberspace – кибер-пространство  
 explorer – проводник  
 bug – жук  
 got – задрались  
 memory – память  
 keyboard – клавиатура  
 button – кнопка, клавиша  
 file – папка

Polina's back home! Jumpy's back in his world. But Nikita and Sady are in cyberspace. Help them open the second file. Look at the walls. First copy the brown words, then the green ones. Then make up two sentences. Read and do the puzzles.

You're in cyberspace. I'm the explorer. Bugs got into my memory. Now everything's a terrible mess in here. Get my memory in order, and check all the files. Then I can help you. Watch out for the bugs! Take this keyboard and press the F1 button if you need help.

games friends play find this web page on You can You can on web page this



Very new adventures in an upside-down world

1 Listen, read and say.




## Lesson 1

1  Look, listen and name the places.

To: Detectives Kate & Vic  
 From: Mr President  
 Subject: Lost Millie


Dear Kate and Vic,  
 Millie's lost! Can you help me find her.



a Millipedes like roller-skating and playing nose-ball there.

b She likes watching films there. Her favourite film is 'Spider-man'.

c You can eat lots of ice cream there.



Mr President




# Welcome to Millietown

Detectives Kate & Vic

e Millie loves looking at her grandma's clothes there.

d You can fly a bus from it.



Kate

f Wow! Swimming in orange juice! I'd like to go there.




Vic

2 Read and say. What can millipedes do there?

- swimming pool
- hospital
- cinema
- museum
- sports centre
- theme park
- bus station
- town

3 Choose a place to visit in Millietown.



7




I'd like to visit the sports centre, because I can play nose-ball there.





# Lesson 2

1  Look, listen and read.



Excuse me, where's the zoo, please?  
 The zoo?  
 Yes, the zoo.  
 Ah, yes. **It's over there.**  
**Next to** the school.  
 Thank you. That's cool.


Excuse me, where's the school, please?  
 The school?  
 Yes, the school.  
 Ah, yes. It's over there.  
**Opposite** the swimming pool.  
 Thank you. That's cool.  
 Excuse me, but where's the pool, please?




 **We can read**

This is an **invitation** to our bus **station**.  
 And these are easy **directions** to our **international station**.



2  Listen and find the museum. Find the bus station and the circus.

Oh, but where's the swimming pool?




It's in an **old** building over there, opposite the café. And the café's a **high building** in Blue Street.




**Have you heard?**

Beijing is the capital of China. It's about 3,000 years old. You can see many old buildings there. The symbol of the city is Tian'anmen, the **tower** with the old **gate**. The Museum of Chinese History is opposite the tower. Today Beijing is a very modern city. It's the **host** city of the 2008 Olympic Games.

**tower** – башня  
**gate** – ворота  
**host** – принимающий



# Lesson 3

1  Listen, read and say. What does Spider the Pirate want to do?



## Find Millie

and you'll get 98 green leaves!



Spider the Pirate

## All milliepeople are welcome to Dreamland the new theme park!

Opening times:

Monday – Sunday 9 am – 10 pm

Whatever the weather, it's an ideal place to visit!

Come to Dreamland Theme Park and have fun!



2  Listen and follow the directions. Then make up the dialogue.

a ZRKLZSZK... in Blue Street.

b You silly stupid machine! Where's the theme park?!

c ZRKLZ... walk along Yellow Street. Turn left at the swimming pool and **you'll see** a café...ssss.

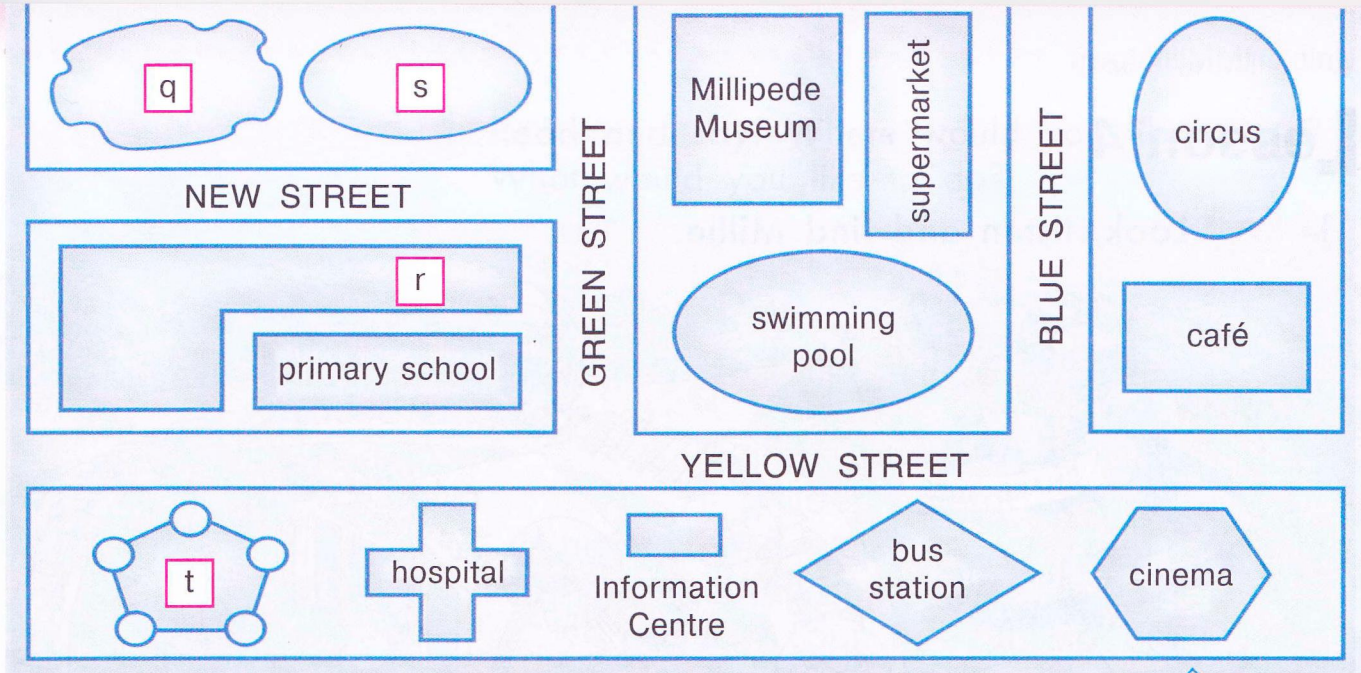
d Ah! The Information centre! Where's the new theme park, please?

e ZRKLZSZKssssssssss

f How do I get there?


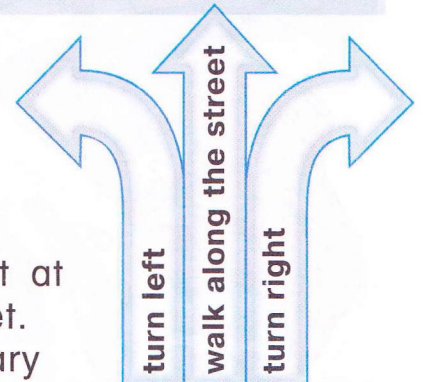
g The ZRKLZSZK is next to the café... Ksssss





**3 Read and find the theme park.**

Dear Vic and Kate,  
 Go out of the bus station in Yellow Street.  
 Turn left and go along Yellow Street. Turn right at  
 the swimming pool. Then go along Green Street.  
 Then turn left at the zoo. It's next to the primary  
 school, which is an old building. You'll see the  
 sports centre opposite the zoo. Dreamland Park  
 is next to the sports centre.  
 Good luck! You'll need it!  
 The President



**4 Choose a role and act out your dialogues.**

Help Vic find the way to the theme park from:

Group 1	Group 2	Group 3
the circus	the cinema	hospital

Excuse me, where's the theme park, please?


It's in New Street.

How do I get there?

Go along ... Street, then turn left at ... . You'll see an ... building. It's next to ... opposite the ... .



# Lesson 4

1  Look, listen and find Millie.



1 - Boring    2 - OK    3 - Good fun



- 2 Read and say. Where would you like to go?  
What would you like to do?

## Welcome to Dreamland Park!

Rain! Snow! Wind!  
No problem!

Whatever the weather, you can have fun on the fantastic **rides**, **slides** and pools in our beautiful park!

Dreamland Park is open 7 days a week  
9.00 am – 10.00 pm

Would you like to

- slide fast down the **Tube**?
- jump and dive in the **Pool**?
- have a look at Millietown from the **Big Wheel**?
- climb a banana tree and have lunch at the **?**
- ride down the **Rapids**?
- swim and ride a seahorse in Green Milk **?**
- visit the Chewing Gum **?**
- see cuddly millie-animals in the **Circus**?
- have a snowball fight with a ghost in **?**
- watch the film, 'Granny on Holiday', at the **cinema**?

Dreamland Park is a great place for you and your family!


I'd like to ride on the Dragon Big Wheel. It's good fun to look at Millietown from the sky. And I'd like to slide down the Snake Tube again. It's fantastic!



# Lesson 5

## We can read

Eight mums and eight dads with eight kids and eighty cats, eight cars with weighty freight move to house number eight.



### 1 Read and make your own Funtown.

- 1 Draw the streets of your town. Write the names of the streets.
- 2 Draw the buildings and rides you want to have in your Funtown. Stick the buildings on your map.
- 3 What's the most popular building / ride in your Funtown? Why? What can you do there? How do I get there?

## Welcome to Funtown! It's a fantastic place to visit!

You can visit

- Dragon Sports Centre
- Smile Park
- Clown School

You can

- play Snowman Football
- ride the Lemonade River Rapids
- listen to the Monkey's stories



Come to our Dragon Sports Centre.

What can I do there?


You can play Snowman Football and swim in orange juice in the swimming pool.

How do I get there?

It's a yellow building in Drum Street. Go along Violin Street, then turn left. Dragon Sports Centre is next to Clown School.




# Lesson 6



4

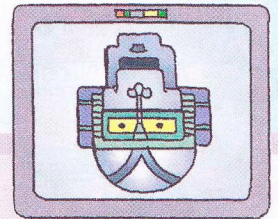
Hurry up! The school's next to the museum and the hospital's opposite the school. The bath's next to the hospital and opposite the stadium. And the stadium's next to the school.

Muse – муза  
do sports – заниматься спортом  
goddess – богиня  
click – нажимать



3


Help: It's a Greek town. Greeks wear tunics and sandals. The building that looks like a swimming pool is a bath. People go there to wash themselves. The building with the snake is a hospital. The stadium's the place where people **do sports**. The Museum's the home of the Muses. The Muses are nine sisters. They are **goddesses** of learning and arts. Find an old book about the town and draw a map of it. Do it before the bugs eat the whole town. Take this mouse and **click** the right button when the picture's ready.



This building looks like a swimming pool. Which building is the home of the Muses and who are they?

Look at your clothes and feet.

2




Very new adventures in an upside-down world

Run to the home of the Muses! These monsters are eating our town!

1

Look, people are running away! The bugs!



What a beautiful town! Let's go and look!

1 Listen, read and say.






# Progress page Units 1-2

1  Listen to the Wormtown guided tour. Write the letter next to the name of the building.


- 1 Pen Pal Club \_\_\_    2 Worm Museum \_\_\_  
 3 Happy Pizza Restaurant \_\_\_    4 Internet Café \_\_\_  
 5 Brave Worm Sports Centre \_\_\_



Score \_\_\_ / 5

2 Read and complete the email.

To: bigfoot@penpal.net  
 From: frogman@penpal.net  
 Subject: friends



Hi, (1) ... ,  
 I'm Daisuke. I'm ten. My mum's from (2) ... and  
 my dad's from Brazil. I live in (3) ... in Great  
 Russell (4) ... . My house is (5) ... the British  
 (6) ... . I (7) ... CDs and comics. In summer  
 we (8) ... to different countries. It's so (9) ... !  
 I want to (10) ... Moscow next summer. Do you  
 like travelling?

- opposite
- collect
- travel
- Museum
- interesting
- Japan
- London
- Bigfoot
- Street
- visit

Please write to me.  
 Daisuke

Score \_\_\_ / 10

3 Read and find the password.

- 1 It's the third letter in
- 2 It's the first letter in
- 3 It's the seventh letter in
- 4 It's the fourth letter in
- 5 It's the second letter in
- 6 It's the second letter in

Score \_\_\_ /5

4 Fill in the table and draw a map of your town. Ask and tell your friend about your new identities.

Name	Country	Street, town	House	Likes
Billy	Brazil	Yellow Street, Greentown	next to the bus station	doing projects on the Internet

What's your name?  
Billy.

What country are you from?  
Brazil.

Where do you live?  
In Yellow Street in Greentown.

How can I get there?  
Walk along Banana Street. On your left you'll see the bus station. My house is next to it.

Do you like doing projects on the Internet?  
Yes.



## Lesson 1


1 Read and say. When is Diwali? What do people do for Diwali?

Pen Pal Box

Dear Steve,

Hi! My name's Madhurya. I'm from India. My favourite festival is Diwali. We call it the 'Festival of Lights'. It's in October. We decorate our homes and streets with lots of 'diwas', which are little lamps. We wear new clothes, sing songs and dance. We give each other presents and send Diwali cards. In this photo I'm dancing with my friends. Come and enjoy this beautiful festival with us!

Madhurya



2 Listen and say the number. Then read and say. What's Wendy going to do?

Would you like to **find the way out of a maze**?


Oh, no!

You can eat **delicious** food and lots of sweets.

No, thanks!


Would you like to **take part in a sack race**?

No, I'd like to **light the lamps**.



1

5



MAYOR OF LONDON and DIL  
in association with bmi

# Diwali

on the square

### 3 Sing the song.

When you light a Diwa lamp, you clap your hands.  
When you light a Diwa lamp, you clap your hands.  
Dance and sing this song.

When you light a Diwa lamp, you clap your hands.

When you ..., you clap your hands.

When you ..., you clap your hands.

Dance and sing this song.

When you ..., you clap your hands.



### 4 Read and say.

What would you like to do at the festival?

## Welcome to the Diwali festival!

Come and have lots of fun with us!


- Find your way out of a maze and take part in a sack race
- **Light fireworks** and Diwa lamps
- Eat delicious food and lots of sweets
- Sing and dance with Diwa lamps
- Listen to the beautiful music
- Make lots of friends



2



3




4

### ✓ Have you heard?

The name of this Jewish festival is Hanukkah, or the festival of lights. It takes place in December.



# Lesson 2

1  Read, listen and say.

What will Steve and Wendy do at the festival? They'll...

light fireworks



listen to Russian music



eat traditional food



make a snowman



January, 15

October, 20



take part in a sack race



find the way out of a maze



have a snowball fight



play wooden spoons

2 Read and say true or false.

- 1 The Mayor of Moscow will open the Russian Winter Festival in London.
- 2 People will listen to traditional Russian folk songs during the festival.
- 3 The children will watch a puppet show.
- 4 People will light fireworks and lights.
- 5 The children will take part in a sack race and maze puzzles.
- 6 People will taste traditional Russian food.

3 Read and guess the festival.

TOWN FESTIVAL      FOOD FESTIVAL

Monkey Festival      POTATO TOWN FESTIVAL

FLOWER FESTIVAL      BUTTERFLY FESTIVAL

You'll light fireworks.  
 You'll make potato puppets.  
 You'll make a potato house.  
 You'll have traditional potato soup.





## RUSSIAN WINTER FESTIVAL



Trafalgar Square, London, 15 January 2005

The festival will bring music and fun to **celebrate** the 'Old New Year', according to the old Russian calendar.

The Lord **Mayor** of London will open the festival. You'll like the traditional folk dancers, singers and musicians. And you'll see fantastic fireworks and special lights. You'll also watch a puppet show. Come and

- have a snowball fight
- join clowns and magicians
- make a snowman
- make Russian 'Petrushka' puppets
- play wooden spoons
- learn Russian folk dances
- **skate** with Russian **ice-skating** stars
- buy traditional Russian food and souvenirs


Don't miss a true taste of Russia.



**celebrate** – праздновать  
**mayor** – мэр  
**skate** – кататься на коньках  
**ice-skating** – катание на коньках

### ✓ Have you heard?




Muslims celebrate Eid ul-Fitr. It's a very happy festival. On this occasion girls get colourful bracelets and boys get prayer caps.



# Lesson 3

- 1  Read and put the text in the order of the pictures. Listen and check.

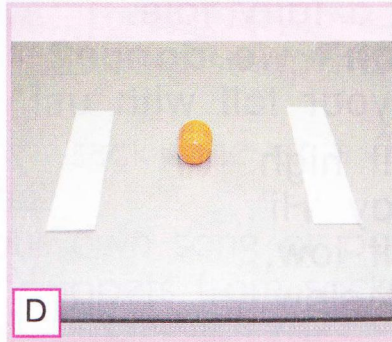


## Egg hunt



- a Ms Fun: Well done, Wendy! You're the winner. You've got five **Easter eggs** in your basket! Here's your prize. It's another **basket** with five Easter eggs in it.
- b Ms Fun: It's **Easter Sunday** today. Who knows who **brings** Easter eggs to the children?  
 Wendy: **The Easter Bunny!**  
 Ms Fun: Right. But she likes to **hide** them. Now we're going to have an **egg hunt**. Do you like Easter eggs?  
 Children: Oh, yes, yes.  
 Ms Fun: I love Easter eggs, too. So, let's have an egg hunt. Have you got your baskets? Can you stand in one line, please? OK, first find and **pick up** the eggs. Then put them in your basket. Then bring your baskets to me. The child who has the most eggs is the winner. Are you ready? Go!
- c Wendy: Steve, how many eggs have you got in your basket?  
 Steve: Three. How about you?  
 Wendy: Five. But I'm tired. Let's sit down here.  
 Steve: Yeah. I'm tired too. Oh, no! The Easter eggs!!!
- d Steve: I've got five eggs. But I'll put two eggs in my pocket and eat them later.

2 Read and play. **Score a goal!**

- 1 Find a friend to play the game with.
- 2 Take the strips of paper (A) and a plastic egg (B).
- 3 Put the strips on the desk (C).
- 4 Pick up a plastic egg and put it in the centre (D).
- 5 Blow the egg (E).
- 6 Score five goals and win the game!




3 Read and play.

**Instructions game**

- 1 Take four cards and write:

Find an <b>egg</b> .	Pick up the <b>egg</b> .
Put the <b>egg</b> on your <b>head</b> .	
Bring me the <b>egg</b> .	



- 2 **Mix up** your cards and the cards of your friends.
- 3 **Choose** the leader of the game.
- 4 Listen to the leader reading instructions.
- 5 **Follow** the instructions.
- 6 The last pupil to follow the instructions **is out of the game!**



(an) <b>egg</b>	<b>head</b>
(a) <b>pen</b>	<b>hand</b>
(a) <b>basket</b>	<b>foot</b>
the <b>Easter Bunny</b>	<b>arm</b>
...	...

**mix up** – перемешать  
**choose** – выбирать  
**follow** – выполнять  
**is out of the game** – выбывает из игры






# Lesson 4

1  Sing the song.



Shake your dragon tail,  
It's not a fairy tale.  
**Why don't we dance?**  
Shake your tail with us!


Shake it high,  
Then say 'Hi'.  
Shake it low,  
Make it slow.



Shake your dragon tail,  
It's not a fairy tale.  
**Why don't we dance?**  
Shake your tail with us!


Wear your **mask**  
And **fancy dress**.  
Let's **parade**,  
Don't be afraid!



2  Listen, say and make.  
What will Steve and Wendy do?

Why don't we take part in the Crazy Parade?

Why don't we make a butterfly mask?



I'll make a ... mask.



1 dragon  
2 butterfly  
3 robot  
4 frog  
5 tiger  
6 crocodile  
7 superhero  
8 princess



## 3 Read and play.

# Crazy Parade

Get ready to dance and play some great music with us!

When: Sunday, May 1st

Where: London Mayflower Primary School

- Make crazy musical instruments from spoons, bottles and plastic bags.
- Take part in a sack race or a flower hunt, or find the way out of a maze.
- Make up your own song or poem.
- Make funny puppets from socks, and colourful masks from paper.
- Make a crazy fancy dress.
- Come and get a prize!

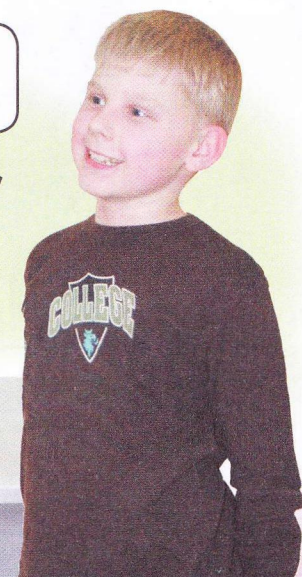


- 1 Write three sentences about what you will do at the festival.
- 2 Guess what your friend will do.
- 3 Guess three correct sentences and win the game.

Why don't we take part in flower hunt! I think it's fantastic.

No, thanks. Why don't we make funny masks?

Great! We'll make funny masks.



# Lesson 5

## We can read

When it's **autumn**, I'd like to be in **Auckland**.  
It's warm and sunny there.  
The **autumn** in **Auckland**!  
It's a special time of year!  
Just like **August** weather here.



### 1 Read, write and say.

- 1 Give a name to your festival.
- 2 Write where and when you'll have the festival.
- 3 Write what you'll do at the festival (the programme).
- 4 Plan to make decorations, masks, and fancy dress.
- 5 Choose music, songs and rhymes.
- 6 Make a list of guests.
- 7 Tell your friends about your plans.

Autumn  
Festival

Autumn Festival

Autumn Festival

Why don't you take part in our Autumn Festival? It's fun.



What games can we play?



You'll take part in a sack race and find the way out of a maze.

That's fun!



# Lesson 6

touch screen  computer mouse 


light pen  keyboard 

**INVENTORY**


This is an **inventory**. All the things Sady and Nikita get from the explorer go here. Now they've got a keyboard, a computer mouse, a light pen and a touch screen.

folk – народные  
 pancake – блин  
 burn – сжигать  
 inventory – инвентарий,  
 где хранятся личные  
 вещи игрока


Take this special light pen and this touch screen. Then make up a new file about festivals. But first say what's wrong with Maslentsa.



Let's ask the explorer. festivals are mixed up here. But this isn't Maslentsa. It's those bugs again! All the part in the 'khorovod'?



Maslentsa! Great! It's a traditional Russian festival called **pancake week**. It's my favourite. We always have lots of fun. We eat pancakes, light fireworks, take part in the 'khorovod' and **burn** a straw doll – the symbol of winter. In my school, we organise a party, too. We wear funny masks and fancy dress and sing Russian folk songs. We say 'goodbye' to winter and 'hello' to spring.




I hear Russian folk music over there.

Hooray! No bugs here!



Very new adventures in an upside-down world.

1 Listen, read and say.





## Lesson 1

1  Look, listen, read and guess.

Who's that?

1 Steve: That's fantastic. It's very old, isn't it? Look! There are four **towers**.  
Wendy: And a big **garden** with a lovely lake in the middle. It's beautiful!



Wendy: Who's that on the **lawn**?

Steve: On the lawn? Where?

Wendy: Under the tall tree, on your right.

Steve: I don't know.

2


Steve: Hey! It's a **cellar**! And it looks quite scary!

Wendy: Who's that in the cellar?

Steve: Someone's in the cellar? Where?

Wendy: Under the **stairs**.

Steve: I don't know. I think...  
...it's a ghost!



There's a castle near the river. It's a museum now. Why don't we go there next Sunday?



Oh, Steve! I want to visit a castle so much!

3





4



2  Look, listen and read.

**What's in the castle?**

- 1 What? What? What's there?  
What's near the river?  
There's a castle. There's a castle.  
There's a castle near the river.
- 2 What? What? What's there?  
What's behind the castle?  
There's a forest. There's a forest.  
There's a forest behind the castle.
- 3 What? What? What's there?  
What's in the castle?  
There are towers. There are towers.  
**There are towers in the castle.**
- 4 What? What? What's there?  
What's under the towers?  
There's a cellar. There's a cellar.  
There's a cellar under the towers.
- 5 Who? Who? Who's there?  
Who's in the cellar?  
There's a ghost. There's a ghost.  
There's a ghost in the cellar.



What? What? What's there?  
What's under the towers?  
There're stairs. There're stairs.  
There're stairs under the towers.

3 Make your own verses.

What's there?		
There're trees	in	the river
There's a garden	near	the tree
There's a ghost	behind	the garden
There's a lawn	on	the towers
There're stairs	under	the lawn
There're sheep		the stairs



# Lesson 2

1 Look, read and say. Where are the ghosts?



- in    on    next to    behind    under  
 opposite    between    in front of



2 Listen, read and say true or false.

- There're five **portraits** of kings, princes and princesses on the **wall**.
- There's a small **gate** and four towers.
- The **fireplace** is between the portraits.
- Near the fireplace there's a door to the **attic**.

ON A GUIDED TOUR



3 Build your own castle and give a guided tour.

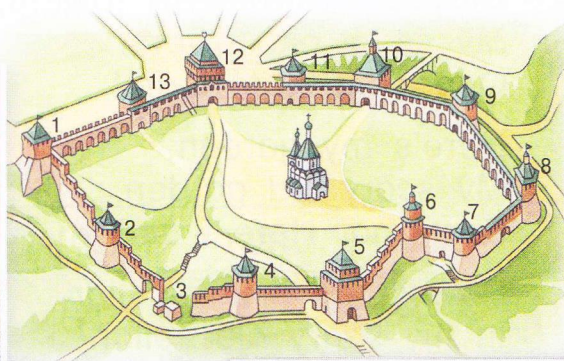



There's a big gate in the middle of the wall. There are two towers. This is the hall. There're portraits on the walls. There's a door to the attic next to the fireplace.

✓ Have you heard?

There are no castles in Russia, but there are kremlins.

A kremlin is a **fortress** with many buildings inside. The Nizhny Novgorod Kremlin is about 500 years old. It has thirteen towers and four gates. The Kremlin wall is about two kilometres long. Tourists can walk along the wall and look down at the city and the River Volga.




fortress – крепость

📖 We can read




Showers, showers, come down on my flowers! Flowers, flowers, grow as tall as towers.





# Lesson 3

1 Look, listen and say. Who's listening to the scary music?



Are there any...?	
stairs	chairs
portraits	windows
Is there a...?	
tree	gate
table	portrait

2 Sing the song. Match the pictures with the words.

## The ghost's song

I live in the castle,  
My scary old castle.  
Soooooo! Here I am!





Stay away from my towers,  
My scary old towers.  
Ooooooh! Here I am!

Here's my garden,  
My scary old garden.  
Boooooo! Here I am!

Downstairs in my cellar,  
In my scary old cellar.  
Woooooo! Here I am!

Don't come near my attic,  
My scary old attic.  
Aoooooo! Here I am!

Are you scared?



### We can read

Don't listen to the ghost's whistle in the castle.



3 Look, read and say. Why is Wendy sad?

Is there a big scary garden near your castle?

Well... No, there isn't. And it's not a castle.

Is there a cellar in your castle?

Yes, there is.

Is there an attic?

Yes, there is. But it's not very interesting.

Are there any portraits of your family?

Yes, there are. A lot.

Are there any towers?

No, there aren't. And no ghosts. Living there is really boring.

Don't worry. Why don't we play an exciting game!

4 Listen and play the game.

Where am I?

Are there any chairs?

Yes, there are.

Is there a tree?

Yes, there is.

Are you on the lawn?

No, I'm not.

Ah! You're in the hall! Now it's my turn.

41


# Lesson 4

1 Look and say. What's wrong?



2  Look, listen and read.


## The knight's castle



### Many years ago

My castle **was** new.  
 The weather was warm.  
 My clothes **were** bright.  
 Then there were **knights**.  
 The music was sweet.  
 There were bears in the woods.


A



### Now

Now it's old.  
 Now it's cold.  
 Now they're white.  
 Now there're **guides**.  
 Now it's strange.  
 Now they're in a cage.

B



## 3 Read and compare now with many years ago.

## The Tower of London

The Tower of London is an old fortress on the river Thames. Many **tourists** from Russia, Japan, the USA, Brazil, China and other countries visit it every day.


Now there are many high buildings around the Tower, so it does not look very big.

Three hundred years ago it was one of the king's **palaces**. There were a lot of brave knights and princesses in beautiful dresses.

It was also a **prison**. Many people were **murdered** there. Some people say there are ghosts in the Tower.


**Today** the Tower is a museum. Tourists can see the **Crown Jewels** of the English kings and queens, and the **ravens** too. There are seven ravens in the Tower of London. Their names are Hardey, Thor, Odin, Gwyllum, Cedric, Hugine and Munin. Guides can tell you a lot of stories about them. Many, many years ago there were a lot of ravens. People say these birds **keep** the Tower and the city of London **safe**.

**palace** – дворец  
**prison** – тюрьма  
**murdered** – убиты  
**Crown Jewels** – королевские драгоценности  
**raven** – ворон  
**keep safe** – оберегать



Many years ago there were... Now there are...

Many years ago it was... Today it's...



 We can read


In the middle of the **bright night** two **knights** had a **fight**.



# Lesson 5

1  Listen and complete the story.

It was a dark and scary night.  
 In the dark scary ...  
 There ... a dark and scary tower.  
 ... that dark and scary tower  
 There ... dark and scary ... .  
 ... the dark and scary stairs.  
 There ... a dark and scary cellar.  
 In that ... and scary cellar  
 There ... a dark and scary door.  
 ... that dark and scary door  
 There was a dark and scary ... .  
 In that dark and ... room  
 There ... a dark and scary cupboard.  
 In that dark and scary ...  
 There...



2 Read and find the ghost's name.

- 1 In the book about castles there was a cellar.  
The first letter is there, under the stairs.
- 2 There are three portraits in the hall in the castle.  
The second letter is under the portrait on the fireplace.
- 3 There was a photo of Wendy's parents in the family album.  
The third letter is in her mother's hand.
- 4 There were knights in bright clothes in the castle.  
The fourth letter is on the horse, behind the knight.
- 5 There was a bike next to the wall in an old town.  
The fifth letter is on the wall near the bike.
- 6 There are two windows in the Knight's castle.  
The sixth letter is between them.
- 7 There was a door to the dark gloomy cellar.  
The seventh letter is near the door.



The ghost's name is C \_ \_ \_ \_ \_ .



# Lesson 6


**happened** – случилось  
**underground passage** – подземный ход  
**freedom** – свобода



There's a **maze** of scary underground passages under the castle. The knights will find the secret **magic** word. And the scary passage behind the fourth door will open. Say the word seven times and open the door to your **freedom**.

The **underground passage** begins here, behind one of these doors. The passage ends in the old garden behind the castle. But I can't open the right door. And I don't know the secret magic word.

Don't be afraid of me. I'm Prince Felix. We're in the cellar of my castle. It's called Mukachevo and we are in the Carpathian mountains in Ukraine. The castle is very old, about 1200 years, and very big. There are 130 buildings. Listen, I know you are here to help me. I can't get out of this cellar.



It's a ghost!

2

Very new adventures in an upside-down world

5

electric light



computer mouse



touch screen



keyboard



INVENTORY


4



Look, an electric light!

There's something on the wall.

3



It's so cold here. Look! Do you see those two big brown eyes? Is that you, explorer?

1

Nikita, what happened? Where are we?

1

Listen, read and say.



# Progress page Units 3-4

1  Listen and choose the correct answer.

- 1 Wendy puts the orange sticker on her  
a) dress. b) face. c) T-shirt.
- 2 Lynda is  
a) a teacher. b) a tourist. c) a guide.
- 3 There's a maze  
a) on the lawn. b) in the cellar. c) in the garden.
- 4 Children will see a film in the  
a) cellar. b) hall. c) attic.
- 5 The film is about  
a) knights, traditional festivals and ghosts.  
b) kings and princesses. c) castles in the UK.
- 6 Children can eat something delicious in the café  
a) behind the souvenir shop. b) near the gate.  
c) in the castle kitchen.

Score \_\_\_ /5

2 Read and match the descriptions with the photos.

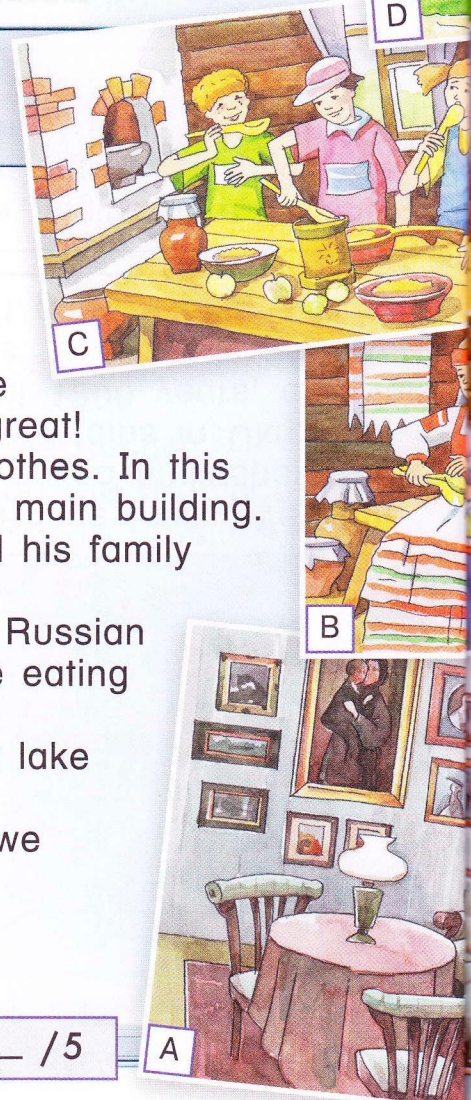
To: superstar@penpal.net  
From: rocky@penpal.net  
Subject: Yasnaya Polyana

Hi, Wendy,  
Thanks for your letter. Here are some photos of my holiday.

- (1) I was at the festival in Yasnaya Polyana (Russia) in summer. It's Tolstoy's house. There were children playing wooden spoons. It was great!
- (2) There were guides in traditional Russian clothes. In this photo they meet us on the lawn in front of the main building.
- (3) There were a lot of portraits of Tolstoy and his family in the hall.
- (4) Then we were in a small house with a big Russian fireplace called 'pechka'. In this photo we were eating traditional apple jam.
- (5) The garden with apple trees, flowers and a lake was so beautiful.
- (6) The festival was so exciting! In this photo we are taking part in a sack race.

Please write back.

Ahmed



Score \_\_\_ /5



3 Complete the sentences using the words from the box.



between scary sack race  
 were fireworks was I'll  
 guide festival Castle



- Steve, what's that?
- It's the programme of the festival at Leeds (1) ... . I'm going there with my family on Sunday.
- What will you do at the (2) ...?
- (3) ... take part in a (4) ... and watch the (5) ... .
- I (6) ... in a castle in Japan two years ago. It was Matsumoto Castle.
- Was there a festival in the castle?
- Yes, it was music festival. I've got a photo of it. Look I'm standing near our (7) ... .
- And who's that, (8) ... the guide and your father?
- It's my pen pal from Japan.
- Were there ghosts in Matsumoto Castle?
- No. And there (9) ... no knights. But there was a (10) ... cellar.

Score \_\_\_ /10

4 Find five differences.



Two days ago there were two ... . Today there're ... .  
 Two days ago the ... was between the tree and the ... . Today it's ... .





Lesson 1

1  Look, listen and match.

1 I've got a **runny nose**.


2 I've got a **fever**.

3 Why don't we play **outside**?

4 I've got a **cough**.

5 I'm **ill**.

6 I've got a **sore throat**.



A

2  Look, read and match. **I feel terrible!**

I've got a sore throat.  
A very bad sore throat.



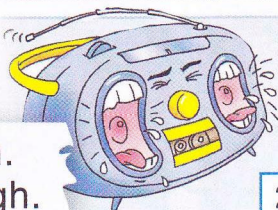
1



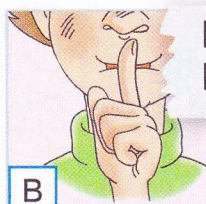
A

Please, call me a doctor.  
A doctor for me.

I've got a cough.  
A very bad cough.



2




B

Don't talk to me! Please!  
Don't talk to me!

I've got a fever.  
A very bad fever.




3



C

Oh, where's my hankie?  
Get a hankie for me.

I've got a runny nose.  
A very bad runny nose.





4



D

I need some warm tea.  
Please, get me some tea.





3 Read and play.

**Be my playmate**



Masha, why don't we ride our bikes?

Sorry, I can't. I'm ill. I've got a fever.

Poor you!

Mitya, why don't we have a snowball fight?

Sorry, I can't. I'm ill. I've got a sore throat.

I hope you're better soon.


Vera, why don't we play outside?

OK.




# Lesson 2

## 1 Look and read.




I feel **excited**.



I feel **bored**.



I feel **scared**.



I feel **terrible**.

## 2 Read and complete the interview. Listen and check.

### When I'm ill

How do you feel when you're ill? Sad? Happy? Not to have lessons! Not to have homework! We're going to ask some pupils from Class 4 to find out. Here comes someone now. Excuse me, can I ask you a question?

How do you feel when you're ill?

Yes?

Ill? Hm... maybe bored. I hate being alone. No friends. They're outside playing games. And I'm in bed, alone. Yes, (1) ... when I'm ill.



Thank you. And now someone else. Excuse me! How do you feel when you're ill?

I don't know. I'm never ill. But I think (2) ... . You're at home and there's no homework. You don't go to school. Yes, it's cool. I think I want to be ill.

I don't think it's good to be ill. (3) ... . You know, a runny nose, a cough, a fever, a sore throat.

Thank you. Now let's ask one more person. How do you feel when you're ill?

(4) ... . I hate injections and hospitals and doctors. I don't like it at all.



3  Look, listen and say. Who are they?

Hope you're better soon.

I say nice things.

I visit my friend.

I phone my friend.

I get my friend something tasty.

I send my friend a card.

I help my friend with his homework.

I text my friend.

Steve  
Simon Miriam  
Carlos Martha  
Kevin

4 Read and say.  
How can you help your friend?



My friend's ill. She's in hospital. She feels scared. I'll visit her in the hospital.

Why don't you text her?


OK. I'll text her and then visit her.



# Lesson 3

1  Listen, choose and say.


Wendy's friends have got  
 homework  
 oranges  
 ice cream  
 cards  
 juice  
 apples  
 bananas  
 biscuits  
 video cassettes




Wendy's got a  
 fever  
 runny nose  
 cough  
 sore throat



2 Read and say. **Last winter we had a snowball fight**



- 1 **Last winter we had a snowball fight** with Mike. You know he lives next door. I **got a black eye**. He got one too. But not as big as mine.
- 2 Last summer I **hurt** my leg badly and **had an operation** in hospital.
- 3 And I **broke** my arm last September. I had a plaster cast on it.
- 4 I **burnt** my hand at home last Monday. Just have a look! Ouch! It hurts.
- 5 And I **fell from** a tree last Sunday... and hurt my head.
- 6 And I... My cat **cut** its leg with some glass... last Saturday.



3  Listen and complete.

### Poor Mister Clay

nose  
fight  
eye  
arm

Oh, poor Mister Clay!  
He had bad luck one day.  
He had a ...,  
Fell down at night.  
He broke his ...  
And cut his palm.  
He burnt his ...  
And hurt his toes.  
He got a black ...,  
And swallowed a fly.  
Oh, poor Mister Clay!  
He had bad luck one day!



4 Read and play.

Last summer I broke my leg.

Poor you! And I cut my hand last Sunday.

I hope it's better soon.

Last	Monday Tuesday Wednesday winter summer	I my friend	had broke hurt cut fell from burnt	a black eye. a leg. a fight. a hand. an arm. an operation. a tree.
------	--	----------------	---	--

 We can read

Curt burnt his curly purple hair and hurt his head last Thursday.



# Lesson 4

1  Listen and choose the correct sentences.

## Back to school

- |                              |                          |
|------------------------------|--------------------------|
| 1 a) She's at school.        | b) She was at school.    |
| 2 a) Wendy's ill.            | b) Wendy was ill.        |
| 3 a) She's got a runny nose. | b) She had a runny nose. |
| 4 a) She's got a fever.      | b) She had a fever.      |
| 5 a) She's got a cough.      | b) She had a cough.      |
| 6 a) Carlos is ill.          | b) Carlos was ill.       |

2  Read and complete the text. Then listen and check.

### Look, what I've got

Steve: Wendy, look what I've got.  
 Wendy: Wow! What's that?  
 Steve: It's (1) ... . I think it's from a shark.  
 Wendy: It looks scary!  
 Steve: Yes, doesn't it? I (2) ... it on the beach last Sunday.  
 Wendy: I think it broke while the (3) ... was eating.  
 Steve: Or it broke when the shark attacked a boat.  
 Wendy: Maybe it (4) ... because it was just old? I know! It was a milk tooth. Have sharks got milk (5) ...?  
 Steve: I don't know. Have you got any milk teeth left?  
 Wendy: Yes. Look! One fell out yesterday when I was in the swimming pool.  
 Miss Fun: Wendy and Steve, what are you doing there? Are you listening?


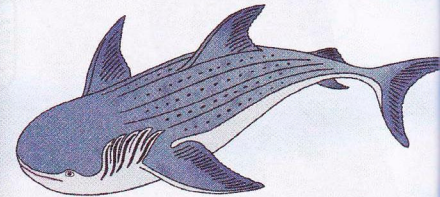


found

a tooth




fell out



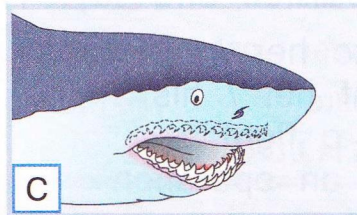

I found a parrot on Monday.

Right. Take the card. Now it's your turn.

I don't believe you.



- 3 Read and match the parts of the text with the pictures. Then complete the sentences.



A long time ago, when there were dinosaurs on the Earth, there was a shark called a Megalodon. It had big teeth the **size** of a man's hand. Then all the Megalodons **died**. (1)

Now there are Great White Sharks. Their teeth are the size of a man's **finger**. They have 3–5 **rows** of teeth at a time. When a tooth from the first row **falls out**, a tooth from the second row takes its place. Sharks may have up to 3,000 teeth at one time. (2)

People like collecting sharks' teeth. They usually find them on the beach. (3)

Now I've got only 23 teeth.



**size** – размер  
**died** – вымерли  
**finger** – палец  
**row** – ряд  
**fall out** – выпадать

time ago

- 1 There ... a shark called Megalodon.
- 3 Megalodon ... teeth the size of a man's hand.
- 5 Steve ... a shark tooth.
- 7 The shark tooth ..., because it was old.
- 9 Wendy had ..., before one fell out.

fall out 24 teeth has are found  
fell out were 23 teeth had find

now / usually

- 2 There ... Great White Sharks.
- 4 The Great White Shark ... teeth the size of a man's finger.
- 6 People usually ... shark teeth on the beach.
- 8 Milk teeth always ... .
- 10 Wendy has got only ... now.

I don't believe you.

My friend broke a window last Wednesday.

Wrong. It's true.

- 4 Read and play.

**I don't believe you**






# Lesson 5

1  Listen and say. What happened to Sasha?

- broke her / his...
- burnt her / his...
- had a fight
- had an operation
- fell from
- cut her / his...
- her / his tooth fell out




- has got a fever
- has got cough
- has got a black eye
- has got a runny nose
- has got a sore throat
- hurt her / his...

2  Sing the song.

## With a little help from my friends

- What do I do when my love is away?
- Does it worry you to be alone?
- How do I feel by the end of the day?
- Are you sad because you're on your own?




No, I get by with a little help from my friends.  
 Mm, I get high with a little help from my friends.  
 Mm, gonna try with a little help from my friends.

3 Read and find Sasha's cousin.

Marco hasn't got a black eye. Sue has got a black eye. Rita broke her arm. She's not Sasha's cousin. Sasha's cousin hasn't got fever. Judy has got fever. Martin burnt his leg. He's not Sasha's cousin. What happened to Sasha's cousin, Marco?

- Sasha
- Martin
- Kate
- Rita
- Sue
- Neil
- Judy
- Nadya
- Phil
- Marco



# Lesson 6

health - здоровье  
 call - называть  
 made - сделать  
 evil forces - злая сила  
 glass - стекло  
 monk - монах  
 in order - для того чтобы  
 Bible - Библия

spectacles



light pen



electric light



computer mouse



touch screen



keyboard




## INVENTORY

Help: The first spectacles were **made** in China 200 years ago. People said they helped protect people from **evil forces**. They were one-**glass** spectacles. In 1267, an English **monk** called Reagan Bake made the first pair of spectacles **in order** to read the **Bible**.

I see the bugs!

6




Hello! They call me the man with the three eyes. Here, take these spectacles. They'll help you to see better.

I think we're in China. But I don't see any bugs. Let's ask the fisherman about the man with the three eyes.

Where are we?

2



Achoo! I feel terrible. The bugs... achoo... They got into my 'Health' file. Find... the man with the three eyes. He can help...

Explorer, what's the matter with you?



Where can we find him?

Yes, he's the man who writes books. He lives in that house.



Do you know the man with three eyes?

3

Very new adventures in an upside-down world

1 Listen, read and say.




1



## Lesson 1

1  Look, listen and chant.

**We are the champions!**




We **played** the game!  
 We played the game!  
 Hi-ho, the derry-o,  
 We played the game!

We **passed** the puck!  
 We passed the puck!  
 Hi-ho, the derry-o,  
 We passed the puck!

We **scored** a goal!  
 We scored a goal!  
 Hi-ho, the derry-o,  
 We scored a goal!

We **won** the game!  
 We won the game!  
 Hi-ho, the derry-o,  
 We won the game!



score (diamond) stop (circle) passed (rectangle) won (star)

win (star) play (circle) pass (rectangle) stopped (circle) played (circle) scored (diamond)



2  Look, listen and say. Who was the goalkeeper?


## What a great goalkeeper!



3 Read and put in the correct order.










- A Last Sunday the Reds played against the Greens, but Steve was ill. He had a sore throat. He watched TV in his room.
- B Steve's got a sporty family. His dad plays football, his mum goes swimming, and his granny plays basketball and **ice hockey** and does gymnastics.
- C The Reds scored three goals. It was cool!
- D But then the **player** from the Greens **team** passed the puck. The **goalkeeper** **stopped** it!
- E But... guess who was the new goalkeeper? It was MY GRANNY!!!
- F The Reds won the game! We won! We are the champions!

4 Complete the sentences and tell the story.




## Ice hockey match

Saturday, December 15

Last  my favourite ice hockey team, the Lions,  against the Tigers. It was a great game!  number 2 Johnson from the Lions team  the puck. The  stopped it. It was cool! But then a  from the Tigers team  a goal. The Tigers  the game. What a great .



# Lesson 2


1  Look, listen and say.



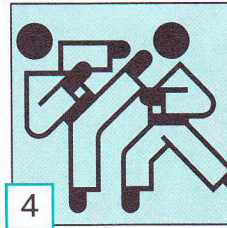
1 **do gymnastics**




2 **go skating**




3 **play basketball**



4 **do judo**



5 **play tennis**



go

do

play

went

did

played

When she was ten, Mrs Rogers **played**...

## We can read


A cockroach is standing near the goal.  
He's the goalkeeper.  
A goat is playing football on the road.  
He's a footballer.

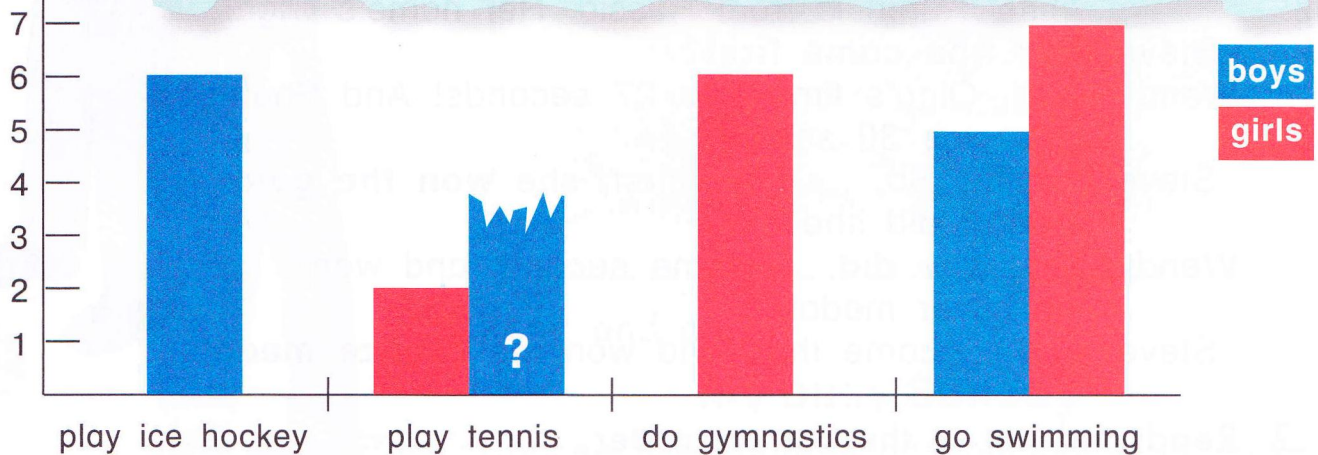


## 2 Read and say. How many boys play tennis?

28 pupils

There're twenty eight pupils in our class: thirteen boys and fifteen girls. We play ice hockey and tennis, do gymnastics and go swimming.

We don't play basketball, go skating and do judo. Six boys play ice hockey, five boys and seven girls go swimming, and six girls do gymnastics. Two girls and  boys play tennis.



## 3 Do the survey and draw a graph. Then report on the results.

There are ... pupils in our class: ... boys and ... girls.

We play ..., do ..., go ... .

We don't play ..., do ..., go ... .

... boys and ... girls play ... .

... boys and ... girls do ... .

... boys and ... girls go ... .



# Lesson 3

1  Read, listen and say. Who came first?

Steve: Hi, Wendy! **Did you run in the race yesterday?**

Wendy: **No, I didn't.** I'm not good at running. But my friend Jess **ran**. I've got a photo of it. See the girl in the yellow T-shirt. That's Jess. Her time was 29 seconds.

Steve: Great! And who's this, in the green T-shirt?

Wendy: It's Shan from China. And the girl in the white T-shirt is from Russia. Her name's Olga.

Steve: And who **came first?**

Wendy: Well, Olga's time was 27 seconds! And Shan's time was 30 seconds.

Steve: Really? So, ... came first, she **won the gold medal**, did she?

Wendy: **Yes, she did.** ... came second, and won the silver medal.

Steve: And ... came third and won the **bronze medal**.



2 Read and put in the correct order.

name	country	time
Karina	India	33
Susan	the USA	31.5
Yoko	Japan	32
Luisa	Brazil	31
Natasha	Russia	33.5
Anna Maria	the UK	34
Pang	China	30.5





Pang from China came fourth, ...  
Anna Maria from the UK came tenth.



**We can read**

A rabbit in a brown sweater is ready to run for his breakfast.

Ready! Steady! Go!



**3 Read and play.**

**My busy Sunday**

Choose five squares and put an 'x' in each of them.

Work in pairs. Ask questions and find out what your friend did yesterday.

Did you go swimming last Sunday?

No, I didn't.

Did you run in a race last Sunday?

Yes, I did.



✓	Wrote a letter	Went to the park	Went to the cinema	Went to the museum	Went to the zoo	Went to the library	Went to the shop	Went to the bank	Went to the post office	Went to the doctor	Went to the dentist	Went to the hairdresser	Went to the hair salon	Went to the hair salon	Went to the hair salon
	Wrote a letter	Wrote a letter	Wrote a letter	Wrote a letter	Wrote a letter	Wrote a letter	Wrote a letter	Wrote a letter	Wrote a letter	Wrote a letter	Wrote a letter	Wrote a letter	Wrote a letter	Wrote a letter	Wrote a letter
	Wrote a letter	Wrote a letter	Wrote a letter	Wrote a letter	Wrote a letter	Wrote a letter	Wrote a letter	Wrote a letter	Wrote a letter	Wrote a letter	Wrote a letter	Wrote a letter	Wrote a letter	Wrote a letter	Wrote a letter
	Wrote a letter	Wrote a letter	Wrote a letter	Wrote a letter	Wrote a letter	Wrote a letter	Wrote a letter	Wrote a letter	Wrote a letter	Wrote a letter	Wrote a letter	Wrote a letter	Wrote a letter	Wrote a letter	Wrote a letter
	Wrote a letter	Wrote a letter	Wrote a letter	Wrote a letter	Wrote a letter	Wrote a letter	Wrote a letter	Wrote a letter	Wrote a letter	Wrote a letter	Wrote a letter	Wrote a letter	Wrote a letter	Wrote a letter	Wrote a letter


	Wrote a letter	Wrote a letter	Wrote a letter	Wrote a letter	Wrote a letter	Wrote a letter	Wrote a letter	Wrote a letter	Wrote a letter	Wrote a letter	Wrote a letter	Wrote a letter	Wrote a letter	Wrote a letter	Wrote a letter
	Wrote a letter	Wrote a letter	Wrote a letter	Wrote a letter	Wrote a letter	Wrote a letter	Wrote a letter	Wrote a letter	Wrote a letter	Wrote a letter	Wrote a letter	Wrote a letter	Wrote a letter	Wrote a letter	Wrote a letter
	Wrote a letter	Wrote a letter	Wrote a letter	Wrote a letter	Wrote a letter	Wrote a letter	Wrote a letter	Wrote a letter	Wrote a letter	Wrote a letter	Wrote a letter	Wrote a letter	Wrote a letter	Wrote a letter	Wrote a letter
	Wrote a letter	Wrote a letter	Wrote a letter	Wrote a letter	Wrote a letter	Wrote a letter	Wrote a letter	Wrote a letter	Wrote a letter	Wrote a letter	Wrote a letter	Wrote a letter	Wrote a letter	Wrote a letter	Wrote a letter
	Wrote a letter	Wrote a letter	Wrote a letter	Wrote a letter	Wrote a letter	Wrote a letter	Wrote a letter	Wrote a letter	Wrote a letter	Wrote a letter	Wrote a letter	Wrote a letter	Wrote a letter	Wrote a letter	Wrote a letter




# Lesson 4

1  Listen, read and say what's wrong.

Name:	Marina
Country:	Russia
Sport:	gymnastics
Started doing the sport:	5 years old
Won the first medal:	a year ago in the USA
First medal:	silver




2 Read and fill in the table.



When Evgeny Plushchenko was four years old, he wanted to play ice hockey. He started skating and loved it. Evgeny won his first medal in 1998 at the age of fifteen. It was a bronze medal. He won a silver medal in Salt Lake City in 2002. Evgeny is now an Olympic Champion. He is one of the best Russian figure skaters.

Yulia Chepalova started skiing when she was only four years old. At the age of eight she was her school champion. In 1997 Yulia won her first medal. She was twenty-one. Yulia is now an Olympic Champion. She is one of the best Russian skiers.



Andrei Kirilenko went to a sports school and started playing basketball when he was seven years old. He won his first medal when he was a player in St Petersburg city team, at the age of fifteen. Soon Andrei became one of the top ten players in Russia.

Name			
Country			
Sport			
Started doing the sport			
Won the first medal			
The first medal was			



3 Read and play.

An interview



What's your name?

Pat.

What country are you from?

Egypt.

When did you start doing the sport? What was it?

When I was four. It was gymnastics.

When did you win your first medal? Did you win a gold one?

In 2002. Yes, I won a gold medal.




✓ Have you heard?



Animals are good at sports.

The ostrich is the fastest running bird on the planet. It can run at fifty kilometres an hour.




Kangaroos are the world's top jumpers. They can jump three metres in the high-jump and twelve metres in the long-jump.

We can read

What's wrong in the picture?

Jack is tall. He plays basketball.  
 Paul is small. He plays volleyball.  
 Jack is tall, Paul is small.  
 And they both play football.



# Lesson 5

1 Write a story to a school magazine.

## A football / ice hockey match

- When was it?
- Who played the game?
- Who scored a goal?
- Who won the game?

## A race

- When was it?
- Who ran in the race?
- Who came first?
- Did she (he) win a gold medal?
- Who came second?
- Who came third?

## On top of the world

- What's her (his) name?
- What country is she (he) from?
- When did she (he) start doing the sport?
- When did she (he) win her (his) first medal?

## A PE Lesson

- When was it?
- Did you run in a race?
- Did you play a game?
- Who came first?
- Who won the game?
- Did you get good marks?

## I'm a champion

- What sport do you do?
- When did you start doing it?
- Do you do it every day?
- Did you win any medals?
- When did you win one?



2 Read and make.



A

Cut out the medals.



B

Colour the medals.










C

Write on the medals: a funny story, an interesting story or the best pictures.



# Lesson 6

## INVENTORY

- touch screen 
- light pen 
- computer mouse 
- keyboard 
- electric light 
- spectacles 
- dictionary 

**died** – умер  
**fix** – приводить в порядок  
**dictionary** – словарь  
**mean** – значить

Wait! We can open one more dictionary. Look!... But what does it mean?

There are no words in English.

This electronic dictionary looks OK. Let's open it.

The bugs are everywhere! They look frightening!

Word search nenikakamen go

English	Italian	French	German	Russian
We	abbiamo	nous	avons	haben
Wir	vinto	gagne	gessigt	Мы

we — we're the first in a race or a game and get a gold medal.

Help: The man's name was Pheidippides. He ran 42 kilometres from the Greek town of Marathon to Athens in order to bring people the news. He ran very fast all the way. When he arrived to Athens, he shouted 'Nenikakamen' and **died**. Now the marathon race is an Olympic sport. And the champions run for about two hours 20 minutes.

Go to the Dictionary file. But mind the bugs! There are a lot of them in that file. Find the English words for 'Nenikakamen' and you'll **fix** the file.

But what does 'Nenikakamen' mean?

Have you just run in a race?

Nenikakamen!

He's dying. Let's ask the explorer for help.



Nenikakamen! Nenikakamen!


Nenikakamen! Nenikakamen!

did he say? Nika, what did he say?





Very new adventures in an upside-down world

1 Listen, read and say.



# Progress page Units 5–6

1  Listen and find the corresponding picture.



Score     / 6

2 Read and tick.

Hello!

My name's Oleg. I live in Russia. My family is very sporty. We play football, tennis and basketball, go swimming and skiing. I'm the goalkeeper in our school football team. My dad doesn't play football, but he's a football fan. He plays basketball and he's very good at it. Sometimes I play tennis with my dad or my sister. My mum doesn't play tennis, but she goes swimming with my sister Natasha every Sunday. In winter, when it's not very cold, my family all go skiing in the forest. We like it very much.



	plays tennis	plays football	plays basketball	goes skiing	goes swimming
Oleg	✓				
Dad					
Mum					
Natasha					

Score     / 5



3 Unscramble and write the words into three groups.


evfer idd dylepa ntwe og ougch od otionpera pyla

found          find          team

.....  
 .....  
 .....

Score \_\_\_ / 9


4 Look at the picture and tell Kate about the sports events last Sunday.



had an operation  
 last Sunday  
 went  
 did gymnastics  
 ran in a race  
 came first  
 won a gold / bronze  
 medal  
 played football  
 goalkeeper  
 scored a goal  
 had a fight  
 won the game  
 had a black eye



## Lesson 1



1 Sing the song.

The sun was hot,  
It rained a lot,  
Huge dinosaurs **walked** on the Earth.

This **dinosaur** had a huge head,  
And this dinosaur had **sharp** teeth,  
It didn't eat leaves, it **ate** meat.  
It **could** swim fast.  
It **lived** in the past.


The sun was hot,  
It rained a lot,  
Huge dinosaurs walked on the Earth.

This dinosaur had a small head,  
This dinosaur had a long **neck**.  
It didn't eat meat, it ate leaves.  
It **couldn't** run fast.  
It lived in the past.

huge = very big

Have you heard?

The Troodon lived 70 million years ago. It could run fast. It ate snakes and lizards and could kill animals with very sharp teeth. **Scientists** think it was a very clever dinosaur because it had a large **brain**. It also had big eyes and could see animals in the dark.



**scientist** – ученый  
**brain** – мозг



## 2 Read the fact files.

## Diplodocus – D T-Rex – T

1 Name: ...

Body: It had a huge head and a strong neck. It had short arms with only two fingers. It had sharp teeth.

Food: It hunted other dinosaurs and ate them.

Could: It walked on two legs but couldn't run fast. It could swim well.

Lived: It lived 65 million years ago.


2 Name: ...

Body: It had four short legs with five toes, and it had a very long tail. It had a tiny head and no ears.

Could: It walked slowly.

Food: It ate leaves.

Lived: It lived 145 million years ago.



- |   |     |
|---|-----|
| 1 This dinosaur could eat 230 kilos of meat in one bite.        | D/T |
| 2 This dinosaur was about fourteen metres long.                 | D/T |
| 3 This dinosaur had about sixty strong, sharp teeth.            | D/T |
| 4 This dinosaur couldn't put food into its mouth with its arms. | D/T |
| 5 This dinosaur had a very long neck.                           | D/T |
| 6 This dinosaur couldn't run.                                   | D/T |
| 7 This dinosaur didn't eat meat.                                | D/T |


## 3 Read and complete the fact files.

Can you describe D?

It was fourteen metres long, it had four short legs. What did T eat?

It ate other dinosaurs.  
Could D run?No, it walked slowly.  
When did T live?

65 million years ago.







## Lesson 2

1  Listen and say the chant.


Which dinosaur is **longer than** two buses?  
This dinosaur is longer,  
longer, longer.  
It's longer than two buses.



Which dinosaur is **taller than** a house?  
This dinosaur is taller,  
taller, taller.  
It's taller than a house.



Which dinosaur is **bigger than** a plane?  
This dinosaur is bigger,  
**bigger, bigger.**  
It's bigger than a plane.




## 2 Read the story and say true or false.

Roma-Rex is my little kitten, named after me. He's smaller than a ball and can't catch mice yet. Last night I played a lot with Roma-Rex. We were tired and hungry and Roma-Rex ate some cat food, and... Gosh! ...He **grew** and grew... My little kitten was bigger than a dog! He had a big head, big sharp teeth, long tail, big strong legs and... two short arms! He looked like a dinosaur!

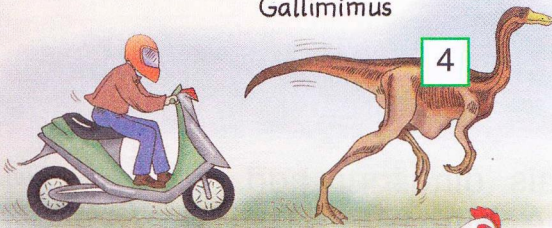
And he was still hungry! Roma-Rex ate all the food from the fridge and the cupboard and grew and grew and grew. He was taller than my Dad. He said: "Grrrrrrrrrr!!". I was scared.

And Roma-Rex was still hungry. He walked to the living room and ate a chair, a table and... he grew and grew and grew. And now he was longer than a bus and taller than a house. He looked frightening!




# dinosaur?

Gallimimus




Which dinosaur is **faster** than a bike?  
This dinosaur is *~faster, ~~faster, ~~~faster*.  
It's faster than a bike.





Which dinosaur is **smaller** than a chick?  
This dinosaur is smaller, smaller, smaller.  
It's smaller than a chick.


Compsognathus



Brachiosaurus

Which dinosaur is **heavier** than ten elephants?  
This dinosaur is heavier.



heavier,   
heavier,  +  
It's heavier than ten elephants.




But he was still hungry. He walked on his huge legs along the street. He ate a bus and grew bigger and bigger. He was now even bigger than T-Rex. And he was very dangerous. He said: "GRRRRR!" and...  
...and I opened my eyes. There was my little kitten next to me on the bed. Phew! ...It was a dream! "Miaooow!" said my kitten.

- 1 Roma played with a ball.
- 2 Roma was hungry.
- 3 Roma-Rex from the dream was bigger than a dog.
- 4 Roma-Rex from the dream was **shorter** than a bus and taller than a house.
- 5 Roma-Rex from the dream looked frightening!
- 6 Roma had sharp teeth.
- 7 Roma woke up on the bed.

3 Play the game and tell your story.



# Lesson 3

1  Listen, look and say.

**1** This dinosaur had **the biggest** teeth.  
Were they

a) 15 cm long,  
b) 28 cm long,  
c) 50 cm long?



**2** This dinosaur had **the longest** tail.  
Was it

a) 3 m long,  
b) 13 m long,  
c) 30 m long?



**3** This dinosaur had **the smallest** brain.  
Was it the size of

a) an egg,  
b) an apple,  
c) a walnut?



**4** That was **the tallest** meat-eating dinosaur.  
Was it

a) 6 m tall,  
b) 16 m tall,  
c) 26 m tall?



**5** This dinosaur was **the heaviest**.  
Was it

a) 60 tons,  
b) 70 tons,  
c) 80 tons?



**6** This dinosaur was **the fastest**.  
Could it run

a) 8 km/h,  
b) 18 km/h,  
c) 88 km/h?



**✓ Have you heard?**



**Mary Anning** (1799–1847) was a British **fossil** hunter. She began finding fossils as a child. She lived in Lyme Regis in the UK. Mary Anning found the first Plesiosaur and Ichthyosaurus. She also found many other important fossils, including Pterodactylus, sharks, and other reptiles and fish.

**fossil** – окаменелость



2 Play the game.

# Dinosauria

Finish

**12** Sharks (live) in the sea long before dinosaurs.

**13** Miss a turn

**14** Most dinosaurs (can't) run fast because they were too heavy.

**11** This dinosaur's name means 'arm lizard' because its arms are (long) than its legs.

**10**

**9** T-Rex had teeth (big) than bananas.

BRACHIOSAURUS

**6** This dinosaur could run (fast) than a bike.

**7**

**8** This dinosaur's head was (small) than an apple.

GALLIMIMUS

STEGOSAURUS

**5** Miss a turn

**4** The dinosaur had the (long) name.

**3** This dinosaur had the (big) head. It was three metres long.

MICROPACHYCEPHALOSAURUS

PENTACERATOPS

START

**1** This animal's the (big) and the (long) on Earth. It's (heavy) than the dinosaurs were.

**2** This dinosaur was one of the (small). It was forty centimetres long.

MICRORAPTOR

Number 1. This animal's the biggest and the longest on Earth. It's heavier than the dinosaurs were.

Now it's my turn. Number 5.



# Lesson 4

Address: [www.dinosaurs/walkie-talkie.com](http://www.dinosaurs/walkie-talkie.com)


Museum

Stories

Quiz

**Walkie-talkie**

Forum



## We can read

Walk with a walkie-talkie and talk to Dr Chalk about the Walkeria Mr Walker found.



1 Read and match. Where were they found?

1

Hundreds of fossils of nests, eggs and babies were found in ... .



the UK

2

In 1677 the first dinosaur bone was found in ... .




the USA

3

One of the smallest dinosaurs was found in ... .

4

The dinosaurs had sharp teeth. One of their teeth was found in ... . It was eight centimetres long.



Brazil

5

Dinosaur fossils were found by the British scientist Alick D. Walker in ... .



**✓ Have you heard?**

A lot of fossils were found in a town in America. Now this town is called Dinosaur. The streets in this town are called by the names of different dinosaurs.



- 1 **Where was** the first dinosaur bone **found**?
- 2 **Where were** a lot of fossils of nests, eggs and babies **found**?
- 3 Where was the dinosaur's 8 cm-long tooth found?
- 4 Where was the smallest dinosaur found?
- 5 Where was the second biggest dinosaur found?



6


The oldest dinosaur lived 240 million years ago. It was found in ... in 2001. It's got no name yet. What would you call it?



Russia



China



Egypt




A. Walker

India

7


The second biggest dinosaur was found in ... . It had a long neck, a small head and a long tail.



Africa

8

This dinosaur was smaller than T-Rex but faster and a cleverer hunter. It was found in ... .



Australia

**2 Role-play.**

**Walkie-talkie**







Dr Chalk, where was T-Rex found?

It was found in ... .




# Lesson 5

1 Look and say. What can you do in the club?



2 Make your own Dinosauria poster.

- 1 Make fact files about all the dinosaurs you know.
- 2 Stick the map of the world in the middle of your poster.
- 3 Colour, cut out and stick the dinosaurs onto the poster.
- 4 Write fact files under each dinosaur.
- 5 Draw a line joining the dinosaur with the country where it was found. Write the name of the country on the map.



3 Play the game.

## Dino-quest



How tall was T-Rex?

It was ... .



# Lesson 6


1 Listen, read and say.




Very new adventures in an upside-down world



Run, Sadsy! Run! Take my hand!



Run, Nikita! She's coming! She looks like a small Troodon.



Look! A small baby dinosaur. Coochee cool!

Crunch! Crunch!


Yeowch! He bites! Where's his mother? She'll be here soon and she'll eat us up!



This dinosaur's very small. I don't think it's very dangerous!

Shh! It's one of the most dangerous of all dinosaurs! It's got eighty sharp teeth two-and-a-half centimetres long. It can run at sixty kilometres an hour. That's what the 'Dinosaur Encyclopedia' says. It also can jump very high and it eats meat. This dinosaur hunts in packs and can kill a dinosaur three times bigger than itself. So, you see, it's very dangerous. But I don't remember its name. I only remember that it means 'fast-running robber'.

Let's block the way with these stones.



5 Look, there's something written on them!

**INVENTORY**

keyboard	computer mouse	light pen	touch screen
electric light	spectacles	dictionary	stone

bite – кусаться  
 pack – стая  
 kill – убивать  
 remember – помнить  
 robber – вор  
 stone – камень



## Lesson 1





# ONCE UPON A TIME

Who?    What was she (he) like?    Where?    What happened?    Happy end

1 Look, read and match.

1 ... a **fairy**. She did magic and helped good people.



2 a **queen**

3 a **scarecrow**

4 a **soldier**


5 ... a **beast**. He was a hairy monster, who lived in a huge castle in the middle of the forest.

6 ... a **wizard**. He could do magic and helped good people.

7 ... a **pirate** called Captain Hook. He had a  instead of his hand. Children were scared of him.




A Cinderella



B The Wizard of Oz




C Peter Pan



D Beauty and the Beast




E Sleeping Beauty



# THERE LIVED...

We can read


2  Listen and say.  
Who's hiding behind the curtain?

Welcome to the Fairyland ball!

Password:  
The **wicked** **witch** **went** the wrong **way** **when** **casting** her **spell**.  
Who is who in **which** tale? Now **we** can tell.  
Who **went** to the **ball**?

**curtain** – штора  
**cast a spell** – произносить заклинание  
**ball** – 1) мяч, 2) бал


The wicked witch...




one fairy – two **fairies**  
one queen – ... **queens**  
one princess – ... **princesses**  
one prince – ... **princes**  
one witch – ... **witches**  
one beast – ... **beasts**  
one pirate – ... **pirates**  
one king – ... **kings**  
one wizard – ... **wizards**

3 Play the game.

I've got the fairy tale – Peter Pan.  
**Once upon a time there lived**  
a fairy and a pirate.

Excellent!  
Sorry. Try again.  
Next 



# Lesson 2

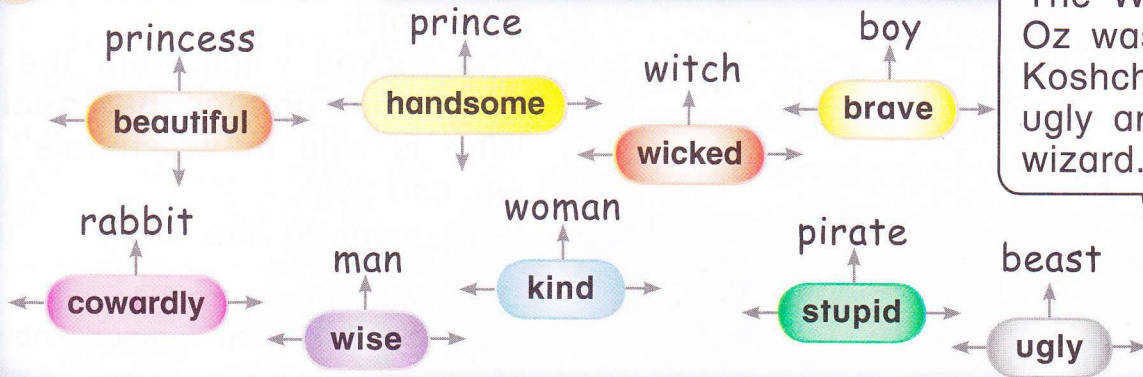


# THERE LIVED A


Who?    What was she (he) like?    Where?    What happened?    Happy end

1 Read and say.

★ Prince Ivan



The Wizard of Oz was **wise**. Koshchey was an ugly and wicked wizard.



★ the Beast    ★ Koshchey    ★ Frog Princess

2 Listen, read and guess the fairy tale.

There was a princess long ago,  
Long, long ago.

And she lived in a big high tower,  
Long, long ago.

A wicked fairy cast a spell,  
Long, long ago.

The princess **slept** for a hundred years,  
Long, long ago.

A great big forest grew around,  
Long, long ago.

A handsome prince came riding by,  
Long, long ago.

He cut the trees down one by one,  
Long, long ago.

He **woke** the princess with a kiss,  
Long, long ago.

They **married** and **lived happily**  
**Ever after**, ever after.



**slept** – спал(а)  
**woke** – разбудил(а)  
**married** – поженились  
**lived happily ever after** – жили счастливо всю свою долгую жизнь


★ Baba Yaga

★ Lion



# BEAUTIFUL...


## 3 Read and correct wrong sentences.



Once upon a time there lived a king and queen. They had a **daughter**. The king and queen invited seven good fairies to the castle to see their little princess. They all cast their spells over the princess: 'The princess will be ugly and stupid. She will be as cowardly as a flower...'

Then came a handsome black fairy, who cast her spell: 'When the princess is 16 she will hurt her finger and die!'

But the flower fairy helped with her spell: 'The princess will only sleep. She will sleep for a hundred years. Then an ugly prince will come and kiss her. And they will live happily ever after.' And after these words...



daughter – дочь

★ Peter Pan

★ Cinderella

## 4 Read and play.

★ Scarecrow

Can you help me, please?  
I don't want to be stupid. I'd like to be wise.

Abacadabra, three, four, five.  
The Scarecrow will be wise.


Can you help me, please?  
I don't want to be an ugly frog. I'd like to be...

Abacadabra, three, four, five.  
The Frog Princess will be...

★ Captain Hook

★ Snow Queen

Excellent!  
Sorry. Try again.  
Next →



# Lesson 3






CONTINUE  
the game

# THE PRINCESS LIVED IN

Who?    What was she (he) like?    Where?    What happened?    Happy end

## 1 Listen and chant.

Once upon a time,  
Once upon a time,  
There lived a witch,  
There lived a witch,  
An ugly old witch.  
An ugly old witch.  
**Where did she live?**  
Where did she live?  
She lived in a hut,  
A small dancing hut  
**Deep** in the forest.  
**Deep** in the forest.  
With **mice** and rats,  
With **spiders** and cats.  
Her friend was a ghost.  
She loved him most.



## 2 Read and match. Make your own chant.

black    silver    deep    scary    old

castle    beautiful    palace    small

huge    island    swamp    dancing hut

cave    foggy    tower    lake



# A CASTLE IN THE...

- A – Peter Pan
- B – The Wizard of Oz
- C – The Frog Princess

### 3 Read and make up stories.

Once upon a time there lived...

...a girl named Dorothy and her dog, whose name was Toto.  
 ...the wicked Koshchey and Baba Yaga in a far away country.  
 ...a naughty, but very brave boy and his best friend, a small fairy called Tinkerbell.


He lived in a dark gloomy palace and she lived in a dancing hut.  
 They lived on an island in **Never-Never Land**. They lived on a farm.

And in a faraway Fairyland, in a beautiful palace, there lived the Great Wizard. And also on the island lived Pirate Hook with his wicked friends.  
 And poor green Frog Princess lived in the swamp.


**Never-Never Land** –  
 придуманная страна чудес

### 4 Play the game.


Once upon a time there lived...	1 a brave soldier	2 a stupid ghost	3 a cowardly pirate
Where did she (he) live?	1 a tower on the beach	2 a castle in the sky	4 a wise wizard
12 an ugly beast	6 a palace in an old city	3 a swamp on an island	5 the ugly Koshchey
11 a handsome prince	5 a cave in the mountains	4 a dancing hut deep in the forest	6 a good king
10 a wicked witch	9 a good fairy	8 a wicked queen	7 a beautiful princess



Once upon a time there lived an ugly beast in a faraway country. He lived in a beautiful palace in an old city. A good fairy lived in an old dancing hut deep in the forest.



Excellent!  
 Sorry. Try again.  
 Next →



## Lesson 4

CONTINUE  
the game

## IN THE CASTLE

Who?

What was she (he) like?

Where?


What happened?

Happy end


1 Listen, read and put the pictures in order.




A




B



C



D



E



F

## The twelve dancing princesses

Once upon a time there lived a good king with his 12 beautiful daughters. They lived in a beautiful old palace. But every morning the princesses looked tired and their shoes were always **worn-out**. This was a puzzle to the king and he couldn't find the answer to it.

Many brave princes came to the palace to help the king with the puzzle, but they couldn't do it either. You see the princesses always **gave** them a cup of magic tea and so they **slept** all night.

One day a brave and wise soldier came to the palace. And he didn't drink the tea. Since he didn't sleep, he saw **what happened**. First the princesses **cast a spell** and the portrait on the wall **turned into** a door. Then the princesses ran out of the castle to the forest and into a cave. So the soldier **took** his magic **cloak** and **put it on**. Nobody could see him and he ran after the princesses. When they **disappeared** into the cave and the soldier ran after them. Then he **saw** a beautiful garden...

**worn-out** – изношен-  
ный до дыр  
**slept** – спал(а)  
**cloak** – накидка  
**disappeared** – исчез

give

take

cast a spell

saw

turn into

put on

took

see

put on


turned into

disappear

cast a spell

gave

# SHE CAST A MAGIC...

2  Read and match the questions with the answers. Then listen and check.

- 1 What did the princesses do with the portrait?
- 2 What happened then?
- 3 Where did they go?
- 4 Did they see you?
- 5 Where did you find the magic cloak?
- 6 What did you see in the cave?
- 7 What did the princesses do in the cave?



- a) A good fairy gave the cloak to me.
- b) No. I took my magic cloak with me and I put it on.
- c) I saw lovely gardens.
- d) They went to the forest and disappeared into a cave.
- e) The princesses cast a spell.
- f) A portrait turned into a door.
- g) The princesses danced with the princes.



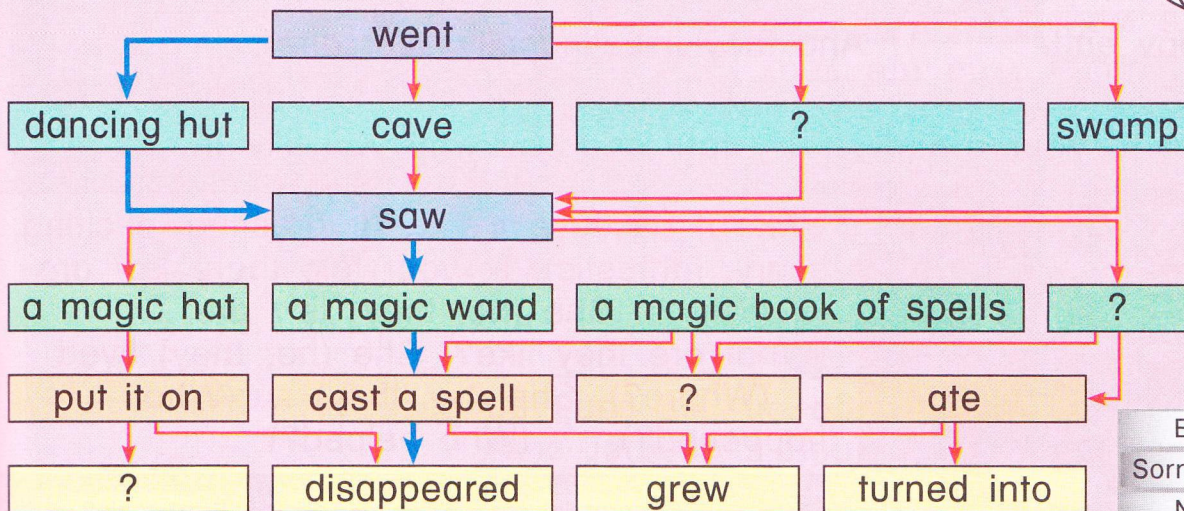
3 Read the questions and talk about what happened in the fairy tale.


1	Where			go?
2	What	did	you	see?
3	What			do?
4	What	happened then?		


Where did you go in your fairy tale?



One day I went to the dancing hut in the forest.



Excellent!  
 Sorry. Try again.  
 Next 





# Lesson 5



## AND THEY ALL LIVED HAPPILY EVER AFTER

Who?

What was she (he) like?

Where?


What happened?

Happy end

### 1 Read and make up a fairy tale.

Name of the fairy tale	The Frog Princess, Peter Pan, The Soldier and the Witch, Sleeping Beauty, Beauty and the Beast
Beginning	Once upon a time... Once long ago... Long, long ago...
Who?	princess, prince, queen, king, scarecrow, rabbit, fairy, beast, pirate, soldier, wizard, lion, dog, cat, three brothers, seven fairies
What was she (he) like?	beautiful, ugly, handsome, wicked, kind, cowardly, stupid, wise
Where?	swamp, lake, river, sea, castle, palace, dancing hut, cave, tower, cellar, museum, forest
What happened?	turned into, disappeared, cast a spell, found a magic wand, slept, had a fight with
Who helped?	A handsome prince kissed her. Peter Pan had a fight with Captain Hook. The wicked pirate fell into the sea and a big crocodile ate him up.
Happy end	And they lived happily ever after.

### 2 Listen to your friend's fairy tale and say why you like it.



I like it because it's ... (interesting, exciting, scary, fantastic). In your tale there is / are ... (Who?). She (he, they) is / are ... (What are they like?) She (he, they) lived ... (Where?). She (he, they) ... (What happened?). ... (Who helped?)

Congratulations! Sorry. Try again. Start again? →

# Lesson 6

tinder box – огниво  
 hole – дыло  
 promises – обещаёт  
 guarded – охраняемые  
 wheels – колеса  
 apron – фартук  
 harmless – безопасный  
 goes wrong – идёт не так

tinder box		electric light	
stone		touch screen	
dictionary		light pen	
spectacles		computer mouse	
		keyboard	

**INVENTORY**

You're in the fairy tale 'The Tinder Box'. I'm the soldier. I meet a witch near the big tree with a hole in it. Her tinder box falls down inside the tree. She asks me to bring it to her and promises me money. But the money is in three rooms guarded by three dogs. The first dog has got eyes as big as plates. The second dog has got eyes like wheels. The third dog has got eyes as big as the tower of a castle. The dogs are very dangerous. But if I put the apron into the apron that the witch has given me, they'll be harmless and I can go past them. But something goes wrong. The doors of the rooms are closed and I can't open them.

3

Turn the word  
 hut into pet. Then  
 open the door.

2

Where are we?

1

Is there a way out?

Who are you?

No. There's another cave. Let's go on, we can't go back.

Very new adventures in an upside-down world


1 Listen, read and say.



# Progress page Units 7–8

1  Listen and choose the correct ending.


- 1 Doctor Wise was
  - a) a scientist. b) a wizard. c) a soldier.
- 2 Doctor Wise went to
  - a) the Museum of Dinosaurs.
  - b) Dinosaur Island.
  - c) a town called Dinosaur.
- 3 Doctor Wise found fossils of
  - a) the smallest dinosaur and a dinosaur egg.
  - b) the biggest dinosaur and a dinosaur egg.
  - c) the heaviest dinosaur and two dinosaur eggs.
- 4 The egg was
  - a) 22 centimetres long.
  - b) 20 centimetres long.
  - c) 12 centimetres long.
- 5 In the morning Doctor Wise
  - a) couldn't find the egg in the box with the fossils.
  - b) found a small dinosaur between the boxes.
  - c) found a big crocodile between the boxes.



Score \_\_\_ /5


2 Read and complete the tales.

- 1 Once upon a time there lived a king and a queen.
- 2 Once upon a time there lived a good king with his 12 beautiful daughters.
  - a) They had a daughter.
  - b) Every morning the beautiful princesses looked tired and their shoes were worn-out.
  - c) One day a brave and wise soldier came to the palace.
  - d) The king and queen invited seven good fairies to the castle to see their little princess.
  - e) But an ugly wicked fairy cast her spell and the princess **fell asleep**.
  - f) He took a magic cloak and put it on.
  - g) Then a handsome prince came and kissed her.
  - h) He went after the princesses and saw them in a beautiful garden.
  - i) She woke up and they lived happily ever after.
  - j) There the princesses danced with 12 princes.



Score \_\_\_ /10

**fell asleep** – заснула



3 Unscramble the words. Then complete the sentences.

- 1 T-Rex is (1) \_\_\_\_\_ than a house.
- 2 Diplodocus had the (2) \_\_\_\_\_ tail. It was 13 metres long.
- 3 Roma's kitten is (3) \_\_\_\_\_ than a ball.
- 4 The giraffe's the (4) \_\_\_\_\_ animal.
- 5 Steve's the (5) \_\_\_\_\_ runner in our class.

Itaelts merslal eslgont fsatset atlerl

Score \_\_\_ /5

4 Make up a fairy tale and tell it to your friend. Guess the name of the friend's tale.

Once upon a time a wicked witch was in her cave. She cast a spell and there was a big storm all over the world. A strong wind took the small farmhouse with a little girl and her dog away to a magic country...

It's 'The Wizard of Oz'.

- ✿ The Wizard of Oz
- ✿ Beauty and the Beast
- ✿ Sleeping Beauty
- ✿ Peter Pan
- ✿ The Frog Princess
- ✿ The Twelve Dancing Princesses
- ✿ The Soldier and the Witch
- ✿ Roma-Rex
- ✿ Baby Dinosaur



Great!  
16-20



Well done!  
11-15



OK!  
6-10



Try again!  
0-5

## Lesson 1

Home

Join in

My page

Invite your friends

1 Listen, read and say.

August 2005

### Traveller profile:

Hi! Welcome to my travelogue.  
I've just got home after a two-week holiday in the UK.  
It was really great. I want to remember everything  
and tell my friends all about it.

#### Day 1

Day 2

Day 3

Day 4

We travelled **by plane** to London and I saw Big Ben and the River Thames from the plane. Then we went **by train** to Torquay. It's in the south of England. There's a beach and a museum near our summer school. It's very beautiful there and I think we are going to have a great holiday. The programme is fantastic! We'll sail to an island for a treasure hunt!

3 Listen, choose and talk about their holiday.

Where did they go for their holiday?

Wendy, Steve and Max

went to

Japan  
Australia  
Russia  
Moscow  
London  
China

for their summer holiday.  
for their Easter holiday.  
for their winter holiday.

How did they get there?

Wendy,  
Steve and Max

went  
travelled

there

by plane. by train.  
by car. by boat.  
by bus. on foot.

What did they do there?

Wendy,  
Steve  
and Max

went to  
saw

a mountain  
a lake  
a museum  
the Kremlin  
dinosaurs

in Moscow.  
in St Petersburg.  
in London.



2  Sing the song.

**Looking for adventures**

On my holiday  
I found a place to see.  
It's somewhere  
Between London and Torquay.  
I travelled there ...,  
By car, ..., by train.  
And my friends were there  
Travelling with me.

see

boat

by plane

sea

treasure

beach

by boat

Hey-ho, we'll go  
Anywhere the winds blow.  
Set sail! We'll ...  
Treasure Island in the ...  
Hey-ho, we'll go  
Anywhere the winds blow.  
We'll sail far away.  
Hip-hip-hip, hooray!  
In my small ...  
I was sailing in the sea.  
All my friends were  
Sitting in the boat with me.  
We found a sunny ...  
Somewhere **out of reach**,  
Looking for some ...  
**Buried** near a tree.

**Nickname:**  
Treasure Hunter  
**Gender:** girl  
**Age:** 10  
**Country:** Russia

[Click to listen](#)



**looking for adventures** – в поисках приключений  
**out of reach** = far away  
**buried** – захороненный

**We can read**

I'll go by **train** far, far away  
On a **rainy** day in **May**.

4 Read and play.

**My travelogue**

Where? to *China*

When? *last summer*

How? *by bike and then on foot*

What? *saw a beautiful lake*



# Lesson 2

1 Read and say. What did the girl do on the second day?

My travelogue

Hi! Welcome to my travelogue.


Day 1

**Day 2**

Day 3

Day 4

We did a quiz in the afternoon. There were some questions about islands and pirates. I couldn't answer two of the questions. But my new friend from China won the quiz and got a treasure map as a prize. We're going on a treasure hunt tomorrow. We'll sail there.

2  Listen, read and sing.

Can you read a **map**?  
Listen to the rap.

Go up first.  
You'll see a horse.

It's in the **north**.

Can you read a **map**?  
Listen to the rap.

Let's go down  
To the river mouth.

It's in the **south**.


Can you read a **map**?  
Listen to the rap.

Now look right.  
Watch out! A beast!

It's in the **east**.

Can you read a **map**?  
Listen to the rap.

Then turn left.  
Hey! Do your best!  
Go to the **west**.



swamp



jungle



castle



cave



hill



mountains




bridge



rock



river

 **Have you heard?**

The longest name in the world for a hill is



Taumatawhakatangihangakoauauotamateaturipukakapikimaungahoronukupokaiwenuakitinatahu

It's in New Zealand.



3 Read, look at the map and correct the sentences.

- a) In the south of the island there's a hill.
- b) There's a bridge across a river in the east.
- c) In the north of the island there's a jungle.
- d) You can see some hills in the west of the island.
- e) There are mountains with a cave in the north-west.
- f) There's a swamp in the north-east.
- g) There's a castle in the north-east.
- h) There's a beach in the south-west.



✓ Have you heard?

Torquay has two parts in the name: a tor is a rocky place and a quay is a place where boats can moor (stop). The town of Torquay is on seven hills made of hard granite rocks.

4 Draw a map and play the game.

Bear Cave is in the south-east of my island. There's Black Tiger Jungle in the south. There are three black tigers in the jungle. Buffalo Rock is in front of Beast Hill in the west.

How can I get there?

You can go by boat down the river. Then you can go on foot.

Buffalo Rock		Purple Beach		Beast Hill	
Dinosaur Mountain		Monkey Bridge		Dragon Lake	
Bear Cave		Black Tiger Jungle		Crocodile River	
Snake Beach		Wicked Witch Swamp		Ghost Castle	





# Lesson 3

1  Read the chant and match the pictures.

## Treasure hunt

We're going on a **treasure hunt**.  
 We're going **across** Treasure Island.  
 We're not scared. What a beautiful day!  
 Oh! No!

Grass. Grass. Tall and wavy grass.  
 We can't **go round** it...  
 We can't **go over** it...  
 So we'll **go through** it.  
 Swish, swish, swish, swish, swish.

Mountains. Mountains. High and rocky mountains.

We can't go round them...  
 We can't go through them...  
 So we'll go over them.  
 Plod, plod, plod, plod, plod.

Swamp, swamp. A dark and gloomy swamp.



We can't go through it...  
 We can't go over it...  
 So we'll go round it.  
 Slosh, slosh, slosh, slosh, slosh.

A cave. A cave. A dark and spooky cave.


We can't go round it...  
 We can't go over it...  
 So we'll go through it.  
 Shhh, shhh, shhh, shhh, shhh.

One blind eye...  
 One wooden leg...  
 A pirate's scary smile...  
 It's a ghost! It's a ghost!  
 Quick! Run **back**!

Back through the cave, shhh, shhh...  
 Back round the swamp, slosh, slosh...  
 Back over the mountains, plod, plod...  
 Back through the grass, swish, swish...  
 Back to the boat!  
 Quick! Sail away!



## 2 Listen and find the treasure.



## 3 Decode the note and play the game.

The wżest bżeachz, the czastlez, the lzake, tzhe  
 rizver, tzhe swazmp, thze cavze andz the pziratzes  
 arze allz danzgerozus onz the izslanzd.



- |  |  |
|--|--|
| 1 Take three steps to the east. Turn left. How can you get to the castle?                          | I'll go round the jungle.<br>I'll go through the jungle. |
| 2 Go up the hill and down the other side. You're in front of an old castle. What will you do?      | I'll go to the lake.<br>I'll go into the castle.         |
| 3 Your lunch is under the trees on the other side of the lake. How can you get across the lake?    | I'll swim across the lake.<br>I'll sail across the lake. |
| 4 At Skull Rock take one step to the south. How can you get across the river?                      | I'll go over the bridge.<br>I'll swim across the river.  |
| 5 You need to get to the South Beach but there are high rocky mountains on the way.                | I'll go round the mountains.<br>I'll go over them.       |
| 6 There's a cave in the mountain. You can't go round the mountain.                                 | I'll go through the cave.<br>I'll go back to the river.  |
| 7 Watch out! There are some pirates behind the trees in the east. How can you get to the treasure? | I'll run fast.<br>I'll wait for the evening.             |




# Lesson 4

1 Read the travelogue and fill in the gaps.

The screenshot shows a web browser window with a navigation bar containing tabs for 'Day 1', 'Day 2', 'Day 3', and 'Day 4'. The 'Day 3' tab is active. The text in the browser window is as follows:

We had a great day yesterday. We reached the island in the morning. We walked (1) \_\_\_\_\_ the jungle. Then we sailed (2) \_\_\_\_\_ the lake. We went (3) \_\_\_\_\_ a bridge and climbed high rocky (4) \_\_\_\_\_. We walked (5) \_\_\_\_\_ the spooky cave. There were some pirates (6) \_\_\_\_\_ the trees. When it got dark we walked quietly through the grass. We found the treasure (7) \_\_\_\_\_ two palm trees. It was a box with some books inside it about world **travellers**.

2  Listen, read and find the mistakes.

**Marco Polo** went to China. He **set off** from Italy with his father and uncle in 1271. They travelled to the west on horses and camels. Marco Polo lived in Russia for 17 years. He **discovered** lots of new things there. He discovered coffee and spaghetti. He **saw** that people there used bicycles and they put coal on their fires. He **explored** China and came back by boat in 1295. He took lots of gold from China but his special treasure was his CD about his travels there. It became the greatest travelogue in the world.

GREAT

1 Where did Marco Polo set off from?	a) Italy b) China
2 What place did Francis Drake reach?	a) China b) South America
3 What did Marco Polo discover?	a) ice cream and spaghetti b) coffee and spaghetti
4 What or who did Francis Drake meet?	a) some dangerous animals b) Native Americans
5 What did Marco Polo explore?	a) China b) America
6 What did Marco Polo see?	a) people using paper money b) people riding on bicycles






Sir **Francis Drake** was an English pirate and explorer. He set off from Plymouth for Egypt in 1577. But his ships sailed north-west across the Atlantic and he **reached** South America. They attacked Spanish ships there and took their food. Captain Drake sailed round the continent of South America. He discovered some hills to the south of the Antarctic and South America.

Then he went north and was the first person from Europe to reach the west coast of North America. He **met** Native Americans there. Sir Francis Drake explored a new way home from North America. He was the second captain to sail around the world. He came back home in August, 1588.

### ✓ Have you heard?

There's a rock called Uluru in Australia which changes its colour (to blue or red) in different weather or at different times of the day. It's also the oldest rock in the world. There are caves with Aboriginal drawings in them.



### 3 Read about the explorers and complete the chart.

**James Cook** set off from Plymouth in August 1768 and went south. He wanted to discover a new land there. He didn't find the Antarctic on this trip, but he discovered and mapped some new islands. He reached New Zealand and discovered that it was two islands. He met Maori people there. Captain Cook also explored and mapped the east coast of Australia. He saw koalas and kangaroos in Australia. He came back home in July, 1771.

Christopher Columbus	
Where did he set off from?	
What country did he reach?	
What did he discover there?	
Who did he meet there?	
What did he explore and map?	
What did he see?	

### 🕒 We can read


Go straight ahead  
Then turn **right**.  
You'll see a **bright light**  
In the dark of the **night**.  
Be **careful**! Be **careful**!  
The pirates are there.  
Run back to the boat.  
If you're **scared**.




# Lesson 5

## 1 Read and play.


You met a famous traveller, Captain Brave. He gave you a map of a treasure island. Look at the map. Where's the island?




How are you going to travel there?



You reached the island and saw huge mountains. What will you do?




You see a big cave on your way. Explore it. What's there?



What will you do?

- |                             |                         |                     |                             |   |                                       |
|-----------------------------|-------------------------|---------------------|-----------------------------|---|---------------------------------------|
| 1 run away and go back home | 2 take the dinosaur egg | 3 go round the cave | 4 feed the little dinosaurs | 5 wake up the big dinosaur and run away | 6 catch the dinosaur and take it home |
|-----------------------------|-------------------------|---------------------|-----------------------------|---|---------------------------------------|

You found the treasure. Where was it?



## 2 Write your own travelogue.

Kids Avenue - Microsoft Internet Explorer  
 Address: <http://www.travelblog...>

home   
  stuff to see   
  things to do   
  places to go

Travelblog is looking for young travellers (6–13 years old) to share their travel or holiday stories with all of our Travelblog online visitors.

Your name

Tell us about your best holiday



# Lesson 6

ancient – древний  
 god – бог  
 guard – охранять

compact disk



electric light



tinder box



touch screen



stone



light pen



dictionary



computer mouse



spectacles



keyboard



## INVENTORY

It's the Great Sphinx, an ancient Egyptian god. It is huge at 57 metres long and 20 metres high. It is over 4,500 years old. It guards the way to the pyramids. The Great Pyramid is behind it. I think we are here. Look at this Egyptian queen. We have to go through this underground passage, across this bridge and then go round the rock to the north.

4

I can read them. We read hieroglyphics in our world. Look! These are the letters 'm' and 'n', and those are the letters 'i' and 'u'.

3

What's that?

It's closed. We have to decode these hieroglyphics first.

1

Where are we? Wow, look at that! They look like the ancient Egyptian pyramids.

2

Go to the Great Pyramid and find a gold compact disk. It's in a sarcophagus with a mummy inside. You can fix all the files with this CD. Take this map.

Very new adventures in an upside-down world

1 Listen, read and say.



## Lesson 1

### 1 Make up sentences.

A garden	is a place where you can	see	towers.
A castle		swim	sports.
A museum		do	flowers.
A sports centre		grow	Crown Jewels.
A river		find	a fireplace.

A bike	is a thing you can	score	when you play football.
A black eye		win	when you come first in a race.
A mask		ride	on.
A medal		wear	at the fancy dress party.
A goal		get	when you have a fight.

### 2 Read and say. What's wrong in the picture?

MILLIPEDE ENCYCLOPEDIA


**M**illipedes have got a long **segmented** body with two pairs of legs on each segment. They have got from 48 to 200 pairs of legs. Some millipedes are very long – about 23 cm. Millipedes living in North America are shorter – about 10 cm long.

**Young** millipedes are short.







Millipedes have got two eyes, two short **antennae** and a mouth to eat leaves, potato and flowers. There are some millipedes that eat meat. When they are scared they **roll** into a ball and become **smelly**. Millipedes can be different colours: brown, white, green, black and even red. Millipedes **hatch** from eggs. They grow by **moulting** and may live from one to seven years.

**segment** – сегмент, часть  
**young** – молодой  
**antennae** – антенны  
**roll** – сворачиваться  
**smelly** – пахучие  
**hatch** – вылупляться  
**moult** – линять


What is it?  
 It's a thing millipedes eat. It's a place where millipedes live.



### 3 Read and make a millipede.

 <p>1</p>	 <p>2</p>	 <p>3</p>
<p>Cut out 14 strips of paper that are 12x2 cm, and one square that is 9x9 cm.</p>	<p>Make a circle from one strip by sticking the ends together.</p>	<p>Put one strip inside the circle and make another circle, by sticking the ends together.</p>
 <p>4</p>	 <p>5</p>	 <p>6</p>
<p>Repeat this to make a chain of circles.</p>	<p>Cut a circle from the paper square and make a head for the millipede. Draw the eyes and stick on two triangular jaws.</p>	<p>Glue the head to your millipede.</p>

### 4 Read and play.



How long is your millipede?

Fifteen centimetres.

What colour is it?

It's got a red head and a blue and yellow body.

Where's your millipede?

It's in a place where you can put books. It's near the thing you can read.



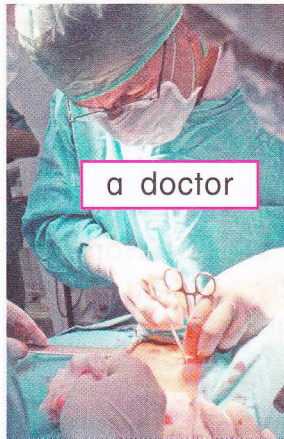


# Lesson 2

## 1 Read and give definitions.



a teacher




a doctor




a goalkeeper



a pupil



a guide



a policeman



a footballer

A teacher	is a <b>person</b> who	works at a school.

- helps sick people      gives tours around the museum
- plays football      stops goals in a game of football
- helps you find your lost dog      goes to school

## 2 Read and guess the meaning of the words.

A **cheerful** person is a person who loves fun and **jokes**.  
 A **helpful** person is a person who helps her / his family and friends a lot.

A person who hasn't got friends is a **lonely** person.

A **naughty** person is a person who doesn't **obey** his mum, dad or teacher.

A **reliable** person is a person who always does what she or he **promises**.

**joke** – шутка  
**obey** – слушаться  
**promise** – обещать



3 Listen and say.

Who's cheerful?  
 Who's naughty?  
 Who's reliable?  
 Who's lonely?  
 Who's helpful?  
 Who's kind?  
 Who's cowardly?



Ilya Muromets



Karlson



Princess Nesmeyana



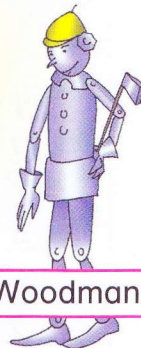
Emelya



Pippi Longstocking



the Scarecrow



the Tin Woodman

4 Read, match and complete the sentences.




- 1 He's very nice but... Sometimes he's... Some people think he's scary. Some think he isn't real. He lives in the castle. He's Wendy's friend. Many years ago he was a knight.
- 2 He's very ... and ... . He's got a sister. He can roller-skate very well. He likes playing computer games and reading books. He's a very good friend.
- 3 She's different every time: sometimes ... – a real trouble-maker, but usually she's a nice ... little girl. She likes fireworks and adventures. Her friends love her. When she was ill and didn't go to school, they missed her.
- 4 She is a character from fairy tales. She is ... and she can cast a spell and turn a person into an animal. She is ... but can turn into a beauty. In some fairy tales she lives in a castle but she can also live on a swamp.

5 Read and do the survey.

I like Wendy best, because she's clever and funny. And who's your favourite person, Dima?

Steve is. Because he's helpful and reliable. And who do you like best, Natasha?

I like Wendy too, because she's funny. So two people in our group like Wendy best.




# Lesson 3

## 1 Look, read and find.

### Five minutes to find the...

- 1 person who is sleeping.
- 2 person who is wearing a beautiful dress.
- 3 thing that is in front of the swimming pool.
- 4 big yellow thing.
- 5 place where you can buy things.
- 6 places where you can do sport.
- 7 person who is reading an advert.
- 8 person who has hurt his leg.
- 9 person who came first.



## 2 Read and match.

- A In the dark gloomy tower there was a dark gloomy room...
- B Harry and his friends spent Christmas at school...
- C Oh, poor Mister Clay!  
He had bad luck one day.  
He had a fight,  
Fell down at night...
- D Evgeny won his first medal in 1998 at the age of fifteen.
- E A shark can have thousands of teeth in its lifetime.
- F Once upon a time, there lived a king with his twelve beautiful daughters.
- G Captain Brave set off to the Dinosaur Island in the morning...



- poem      scary story      biography      encyclopedia  
 magazine      fairy tale      fantasy      adventure story



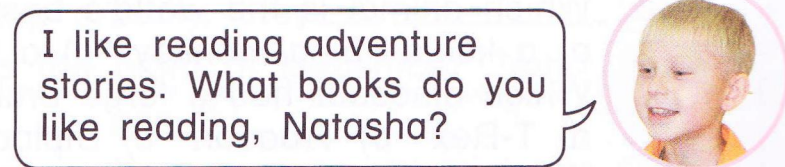
3  Listen and say.



4 Read and do the survey.




I like reading scary stories. What about you?



I like reading adventure stories. What books do you like reading, Natasha?




I like reading adventure stories too. So two people in our group like reading adventure stories.



# Lesson 4

1  Listen and say. Will Wendy join in and help Steve? Why?



2 Read and do the quiz.

A

## QUIZ Have you heard?

- 1 How many American children aged 6–17 have their own personal websites?  
a) 200   b) 2 million   c) 7 million
- 2 How old is Beijing?  
a) 300 years old   b) 3,000 years old   c) 3,350 years old
- 3 What's the name of the Jewish festival of lights?  
a) Hanukkah   b) Eid ul Fitr   c) Maslenitsa
- 4 How many towers has the Kremlin in Nizhny Novgorod?  
a) three   b) thirteen   c) thirty
- 5 Which bird is the fastest runner of all birds on the planet?  
a) a raven   b) an ostrich   c) a parrot
- 6 Which animal is the world's best high-jumper?  
a) a koala   b) a monkey   c) a kangaroo
- 7 Which dinosaur had a large brain and was quite clever?  
a) T-Rex   b) Troodon   c) Diplodocus
- 8 What is the name of an early British fossil hunter who began finding fossils as a child?  
a) Mary Anning   b) James Cook   c) Christopher Columbus
- 9 What's the name of the rock which changes its colours?  
a) Uluru   b) Torguay   c) Buffalo Rock



## 3 Read, match and make up a quiz yourself.

## Quizzes

When you read a magazine, watch TV or surf the Internet you find many different **quizzes**. They are like these examples below:

- 1 a question with some answers to choose from;
- 2 a sentence which can be true or false;
- 3 a sentence with a missing word and some words to choose from;
- 4 words in two columns which you need to match up.

When you're ready, you check the answers and get a point for each correct one. You count the score and get ideas about your personality or, if it was a factual quiz, you get a prize. Anyway, when you're doing quizzes you learn about something in an interesting way.

### MATCHING QUIZ

Match the colour with the object.

sky	green
grass	yellow
lemon	blue

B

zind Quiz zind

1 All sharks are dangerous to people

True  False

2

False

Back Next

1 All sharks are dangerous to people

True  False

C

Question Writer 2.0 Personal Edition - [seve

File Publish Add Question Help

New Quiz Open Quiz Save Quiz Properties Preview M/Choice

### Fill in the Blank – Magic Reindeer

Name: \_\_\_\_\_ Class: \_\_\_\_\_ Date: \_\_\_\_\_

Fill in the blanks in these sentences with the word that fits.

- 1 Santa's reindeer step proudly, they \_\_\_\_\_.
- 2 \_\_\_\_\_ is the night of December 24th.
- 3 Magic \_\_\_\_\_ can fly.
- 4 \_\_\_\_\_ is another name for St Nicholas.

Select your answers from the following words:

prance Christmas Eve Santa reindeer


D

# Lesson 5

1 Play the game.

FINISH	miss a turn	general	an action	a thing	a person
	*		*		a place
a place	a person	a thing	an action	general	miss a turn
miss a turn			*		
general	an action	a thing	a person	a place	miss a turn
			*		general
general	miss a turn	a place	a person	a thing	an action
an action		*			
a thing	a person	a place	miss a turn	general	an action
					*
				a place	a person

It's a six.  
 It's your turn.  
 It's my turn.  
 Move on three places.  
 Throw the dice.  
 I've got a three.



START HERE

a place	a person
---------	----------

# Lesson 6

lock - замок  
lead - вестн  
forget - забврат

It's a thing with F1 button. Children use it and get help.  
It's a place where muses live.  
It's a thing you can eat at Maslentsa.  
It's a place under the castle.  
It's things you use to see well.  
It's a thing you read to learn new English words with.  
It's a place where a baby dinosaur lived.  
It's a place where mummies were found.

I hope to see you again one day.

Thank you  
Sadsy, I'll never forget you.

Look! The bugs have disappeared. Hooray! We did it!

Good job! You are very clever and reliable. Now I can help you. Open these locks. The road behind this door will lead you home. Good luck!

The password is 'Millennium'

1 Listen, read and say.

2 Sing the song.

All year long we worked and played,  
Worked and played, worked and played.  
All year long we worked and played,  
Now our job is done.  
Wave goodbye to all your friends,  
All your friends, all your friends,  
Wave goodbye to all your friends,  
Until we meet again.




Very new adventures in an upside-down world



# Progress page Units 9–10

1  Listen and find the corresponding answer.

- 1 Where did Steve go last summer?
  - a) to the town of Torquay
  - b) to Australia
  - c) to the USA
- 2 How did he get there?
  - a) by plane
  - b) by car
  - c) by train
- 3 What did he do there?
  - a) found a treasure in the cave
  - b) explored a cave
  - c) discovered a dangerous dinosaur in a cave
- 4 Where's the cave?
  - a) in the north
  - b) in the south
  - c) in the east
- 5 What did Steve see there?
  - a) teeth of a dinosaur
  - b) teeth of a cave bear
  - c) bears



Score     /5

2 Read and find the corresponding endings.

Miss Fun and her class are working on a project 'The Przewalsky horse'. Wendy's got an adventure story about a boy living near a safari park. The boy's got a friend. It's the Przewalsky horse. There's a picture of the horse in the book. The Przewalsky horse is smaller than a domestic horse. It has a large head with short dark hair on it and on the neck. Its tail is dark too. Steve's got an encyclopedia. In it there's Nikolai Mikhaylovich Przewalsky's biography. Steve now knows why the horse got its name.



The Przewalsky horse



**Nikolai Mikhaylovich Przewalsky** was a Russian explorer and soldier.

In 1867 he set off from St Petersburg for Irkutsk in Siberia. There he explored the River Ussuri. Then he went to Mongolia and the mountains of Tibet. He **made** maps of those places, and discovered a truly wild horse later named after him. He set off for the town of Lhasa, in Tibet, but he didn't reach it. During his third visit to Central Asia he saw the beautiful lake of Koko Nor, or Blue Lake, the largest lake in China.

**made** – составил



- 1 Wendy has got
  - a) an encyclopedia. b) an adventure story. c) a biography.
- 2 The Przewalsky horse is
  - a) smaller than a domestic horse.
  - b) bigger than a domestic horse.
  - c) bigger than an elephant.
- 3 N. M. Przewalsky set off from
  - a) Moscow. b) St Petersburg. c) Irkutsk.
- 4 N. M. Przewalsky explored the mountains of
  - a) Japan. b) Siberia. c) Tibet.
- 5 In Mongolia he discovered
  - a) a domestic horse. b) a wild horse. c) some maps.

Score      /10

**3 Make up sentences and write them down.**

- 1 was / a soldier / Przewalsky / and / Russian / explorer.
- 2 an / Steve's / encyclopedia / got.
- 3 the / river / explored / he / Ussuri / There.
- 4 set off / In / Siberia / he / from / St Petersburg / Irkutsk / in / 1867 / for / Przewalsky.
- 5 the largest / Koko Nor / China / or / is / in / Blue Lake / lake.

Score      /5

**4 Make a puzzle for your friend.**

bus station    cellar    cinema    dinosaur    Easter    fancy dress  
 garden    hospital    lawn    mask    medal    museum    portrait  
 puck    sports centre    stairs    swimming pool    tower



It's a place where you can swim.  
 Is it a river?  
 No, it isn't.  
 Is it a lake?  
 No, it isn't. You can swim there in winter. It's cold outside, but it's warm in there.  
 I know, it's a...

Great!  
16–20

Well done!  
11–15


OK!  
6–10

Try again!  
0–5




# i Information gap activities

## Unit 2 Lesson 2

- 2  Listen and find the museum. Find the hospital, the supermarket and the cinema.



It's in an old building over there, opposite the café. And the café's a high building in Blue Street.



Where's the swimming pool?




## Unit 5 Lesson 5

- 3 Read and find Sasha's cousin.

Sasha's cousin hasn't got a runny nose. Nadya has got a runny nose. Phil hurt his finger. He's not Sasha's cousin. Sasha's cousin hasn't got a cough. Neil has got cough. Kate's not Sasha's cousin. Kate's got one tooth. What happened to Sasha's cousin, Marco?

- Sasha
- Martin
- Kate
- Rita
- Sue
- Neil
- Judy
- Nadya
- Phil
- Marco




# Unit 9 Lesson 4

4 Read about the explorers and complete the chart.



**C**hristopher Columbus set off from the south coast of Spain in 1492. He wanted to go to India. But he didn't find it. He went west and reached the Bahamas in America. Columbus discovered the 'New World'. He explored the coasts and named some islands there. Columbus met the people who already lived there and discovered potatoes and sweet corn. And he saw some strange trees with big yellow fruit. They were cocoa trees.



James Cook	
Where did he set off from?	
What country did he reach?	
What did he discover there?	
Who did he meet?	
What did he explore?	
What did he see?	





# Wordlist

## Unit 1 [www.around\\_the\\_world.net](http://www.around_the_world.net)


**Brazil** – Бразилия  
**collect** – собирать  
**do a project** – заниматься проектом  
**Egypt** – Египет  
**eighth** – восьмой  
**eleventh** – одиннадцатый  
**email** – посылать электронное письмо  
**fifth** – пятый  
**first** – первый  
**fourth** – четвёртый  
**(be) good at** – иметь способности к  
**Japan** – Япония  
**look for** – искать  
**make friends** – дружить  
**ninth** – девятый  
**pen pal** – друг по переписке  
**second** – второй  
**seventh** – седьмой

**sixth** – шестой  
**tenth** – десятый  
**third** – третий  
**travel** – путешествовать  
**twelfth** – пятый  
**(the) UK** – Великобритания  
**Ukraine** – Украина  
**(the) USA** – США  
**visit** – посещать  
**want to** – хотеть  
**website** – сайт интернета  
**It's so boring!** – Это так скучно!  
**It's so interesting!** – Это так интересно!  
**It's the first of September.** – Сегодня первое сентября.  
**What country are you from?** – Из какой ты страны?  
**I'm from Brazil.** – Я из Бразилии.

## Unit 2 In Millietown

**building** – здание  
**bus station** – автобусная станция  
**cinema** – кинотеатр  
**high** – высокий  
**hospital** – больница  
**museum** – музей  
**next to** – рядом с  
**old** – старый  
**opposite** – напротив  
**ride (n)** – аттракцион  
**slide (n, v)** – детская горка, скользить  
**sports centre** – спортивный центр  
**swimming pool** – бассейн  
**(the) Big Wheel** – колесо обозрения  
**(the) Rapids** – стремнина (аттракцион в парке)

**theme park** – парк аттракционов  
**town** – город  
**tube** – труба  
**turn right / left** – повернуть направо / налево  
**walk along the street** – идти вдоль улицы  
**How do I get there?** – Как туда добраться?  
**It's in Green Street.** – Он располагается на улице Зелёной.  
**It's over there.** – Это находится там.  
**You'll see the sports center next to the swimming pool.** – Вы увидите спортивный центр рядом с бассейном.



## Unit 3 It's a festival!

**basket** – корзинка  
**bring** – приносить  
**delicious** – очень вкусный  
**Easter** – Пасха  
**(the) Easter Bunny** – пасхальный кролик Банни  
**Easter egg** – пасхальное яйцо  
**egg hunt** – поиски яиц (пасхальная игра)  
**fancy dress** – карнавальный костюм  
**festival** – праздник  
**find the way out of a maze** – находить дорогу из лабиринта  
**hide** – прятать

**light fireworks** – зажигать фейерверки  
**light lamps** – зажигать светильники  
**mask** – маска  
**parade** – парад  
**pick up** – собирать  
**take part in a sack race** – принимать участие в беге в мешках  
**traditional** – традиционный  
**wooden spoons** – деревянные ложки  
**Why don't we dance?** – Почему бы нам не потанцевать?  
**They'll play wooden spoons.** – Они будут играть на деревянных ложках.

## Unit 4 In the castle

**attic** – чердак  
**behind** – за, позади  
**between** – между  
**cellar** – подвал  
**exciting** – восхитительный  
**fireplace** – камин  
**garden** – сад  
**gate** – ворота  
**guide** – гид  
**in front of** – перед  
**knight** – рыцарь  
**lawn** – лужайка  
**many years ago** – много лет назад  
**now** – сейчас  
**portrait** – портрет  
**scary** – пугающий, страшный

**stairs** – лестница  
**today** – сегодня  
**tourist** – турист  
**tower** – башня  
**wall** – стена  
**was** – был  
**were** – были  
**Are there any portraits in the hall?** – В холле есть портреты?  
**Is there a garden near your castle?** – Около твоего замка есть сад?  
**There are lawns near the castle.** – Около замка есть лужайки.  
**There's a cellar in the castle.** – В замке есть подвал.




## Unit 5 With a little help from my friends

- broke** – сломал  
**burnt** – обжёл  
**cough** – кашель  
**cut** – порезал  
**excited** – возбуждённый  
**fell from** – упал с  
**fell out** – выпал (зуб)  
**fever** – жар  
**found** – нашёл  
**get a friend something tasty** –  
 принести другу что-нибудь  
 вкусненькое  
**got a black eye** – получил синяк  
 под глазом  
**had a fight** – подрался  
**had an operation** – был  
 прооперирован  
**help a friend with the homework** –  
 помочь другу выполнить домашнюю  
 работу  
**hurt** – ушиб, причинил боль  
**ill** – больной  
**last** – последний  
**outside** – снаружи  
**phone (v)** – звонить  
**runny nose** – насморк  
**say nice things** – говорить  
 приятные вещи  
**shark** – акула  
**sore throat** – боль в горле  
**teeth** – зубы  
**terrible** – ужасный  
**text (v)** – написать СМС  
**tooth** – зуб  
**I (don't) believe you.** – Я тебе (не)  
 верю.  
**I feel bored.** – Мне скучно.  
**I hope you're better soon.** –  
 Я надеюсь, ты скоро будешь  
 чувствовать себя лучше.  
**Poor you!** – Бедняжка.

## Unit 6 We are the champions!

- bronze medal** – бронзовая медаль  
**came first** – пришёл первым  
**did** – делал  
**do gymnastics** – заниматься  
 гимнастикой  
**do judo** – заниматься дзюдо  
**go skating** – кататься на коньках  
**goalkeeper** – вратарь  
**gold medal** – золотая медаль  
**ice hockey** – хоккей на льду  
**passed the puck** – передал шайбу  
**play basketball** – играть в  
 баскетбол  
**play tennis** – играть в теннис  
**played** – играл  
**player** – игрок  
**ran in a race** – бегал в гонке  
**scored a goal** – забил гол  
**stopped** – остановил  
**team** – команда  
**won** – выиграл  
**went** – ходил  
**won the gold medal** – выиграл  
 золотую медаль  
**Did you run in the race  
 yesterday?** – Ты участвовал  
 в забеге вчера?  
**No, I didn't.** – Нет, я этого не делал.  
**She started doing gymnastics  
 when she was six.** – Она начала  
 заниматься гимнастикой, когда ей  
 было шесть лет.  
**When did you start doing  
 gymnastics?** – Когда ты начал(а)  
 заниматься гимнастикой?  
**Yes, I did.** – Да, я делал это.



## Unit 7 Dinosauria

**ate** – ел  
**bigger** – больше  
**(the) biggest** – самый большой  
**centimetre** – сантиметр  
**could** – мог (делать что-то)  
**couldn't** – не мог (делать что-то)  
**dinosaur** – динозавр  
**faster** – быстрее  
**faster than** – быстрее, чем  
**(the) fastest** – самый быстрый  
**fossil** – окаменелость  
**grew** – рос  
**heavier** – тяжелее  
**(the) heaviest** – самый тяжёлый  
**lived** – жил  
**longer** – длиннее  
**(the) longest** – самый длинный  
**metre** – метр  
**neck** – шея  
**scientist** – учёный

**sharp** – острый  
**shorter** – короче  
**smaller** – меньше  
**(the) smallest** – самый маленький  
**taller** – выше  
**(the) tallest** – самый высокий  
**walked** – ходил, гулял  
**It was 10 metres long.** – Он был 10 метров в длину.  
**It was 45 centimetres tall.** – Он был 45 сантиметров в высоту.  
**It was found in Australia.** – Он был найден в Австралии.  
**They were found in Australia.** – Они были найдены в Австралии.  
**Where was this dinosaur found?** – Где был найден этот динозавр?  
**Where were these dinosaurs found?** – Где были найдены эти динозавры?

## Unit 8 Once upon a time...

**beast** – чудовище  
**beautiful** – красивый  
**cast a spell** – околдовал  
**cave** – пещера  
**cowardly** – трусливый  
**deep** – глубокий  
**disappeared** – пропал, исчез  
**fairy** – фея  
**gave** – дал  
**handsome** – красивый (о мужчине)  
**hut** – хижина, избушка  
**island** – остров  
**kind** – добрый  
**mice** – мыши  
**palace** – дворец  
**pirate** – пират  
**put on** – одел  
**queen** – королева  
**saw** – видел

**scarecrow** – пугало  
**soldier** – солдат  
**spider** – паук  
**stupid** – глупый  
**swamp** – болото  
**took** – взял  
**turned into** – превратился в  
**ugly** – уродливый  
**wicked** – злобный  
**wise** – мудрый  
**wizard** – волшебник  
**Once upon a time there lived a scarecrow.** – Жило-было однажды пугало.  
**What did she do?** – Что она делала?  
**What happened?** – Что случилось?  
**Where did she live?** – Где она жила?





## Unit 9 My travelogue

**across** – через  
**back** – назад  
**bridge** – мост  
**by boat** – лодкой  
**by plane** – самолетом  
**by train** – поездом  
**dangerous** – опасный  
**discover** – открывать (открыть)  
**east** – восток  
**explore** – исследовать  
**go through** – идти **через**  
**hill** – холм  
**jungle** – джунгли  
**map** – карта  
**met** – встретил  
**north** – север  
**on foot** – пешком  
**over** – над  
**reach** – достигать (достигнуть)

**rock** – скала  
**round** – вокруг  
**saw** – видел  
**set off** – отправляться  
**south** – юг  
**through** – через  
**travelled by plane** – путешествовал **самолётом**  
**traveller** – путешественник  
**treasure hunt** – поиски сокровища  
**west** – запад  
**How did they get there?** – Как **они** добрались туда?  
**What did they do there?** – Что **они** там делали?  
**Where did she set off from?** – Откуда **она** отправилась (в путешествие)?  
**Where did they go?** – Куда **они** ходили (ездили)?

## Unit 10 Until we meet again!

**adventure story** – приключения  
**biography** – биография  
**certificate** – сертификат, свидетельство  
**cheerful** – жизнерадостный  
**encyclopedia** – энциклопедия  
**fantasy** – фантазия (история с фантастическими существами)  
**helpful** – отзывчивый, готовый помочь  
**lonely** – одинокий  
**magazine** – журнал  
**naughty** – шаловливый

**person** – человек  
**poem** – стихотворение  
**prize** – приз  
**quiz** – викторина  
**reliable** – надёжный (на которого можно положиться)  
**scary story** – страшилка  
**It's a place where you can put books.** – Это место, куда ты можешь **положить** книги.  
**It's a thing you can read.** – Это предмет (вещь), который (которую) ты можешь **читать**.





# Answer key Progress pages

## Units 1–2

- 1 Listen to the Wormtown guided tour. Write the letter next to the name of the building.

Pen Pal Club – e)

Worm Museum – d)

Happy Pizza Restaurant – c)

Internet Café – g)

Brave Worm Sports Centre – j)

- 2 Read and complete the email.

1 – Bigfoot

6 – Museum

2 – Japan

7 – collect

3 – London

8 – travel

4 – Street

9 – interesting

5 – opposite

10 – visit

- 3 Read and find the password.

pen pal

## Units 3–4

- 1 Listen and choose the correct answer.

1 – b)

4 – b)

2 – c)

5 – a)

3 – c)

6 – b)

- 2 Read and match the descriptions with the photos.

1 – B

4 – C

2 – D

5 – F

3 – A

6 – E

- 3 Complete the sentences using the words from the box.

1 – castle

6 – was

2 – festival

7 – guide

3 – I'll

8 – between

4 – sack race

9 – were

5 – fireworks

10 – scary



**4 Find five differences.**

A There was a knight to the left of the door.  
 There was a woman near the lamp.  
 There were two children under the tree.  
 There was a ghost behind the tree.  
 There was no table.

B There's a knight in the box to the right of the door.  
 There's a man near the lamp.  
 There're two dogs under the tree.  
 There's a ghost under the table.  
 There's a table to the left of the tree.

## Units 5–6

**1**  Listen and find the corresponding picture.

1 – C      2 – A      3 – B

**2** Read and tick.

	plays tennis	plays football	plays basketball	goes skiing	goes swimming
Oleg	✓	✓		✓	
Dad	✓		✓	✓	
Mum				✓	✓
Natasha	✓			✓	✓

**3** Unscramble and write the words into three groups.

found	find	team
did	do	cough
played	play	fever
went	go	operation

## Units 7–8

**1**  Listen and choose the correct ending.


1 – a)      2 – b)      3 – a)      4 – c)      5 – a)

**2** Read and complete the tales.

1 – a), d), e), g), i)      2 – b), c), f), h), j)

**3** Unscramble the words. Then complete the sentences.

1 – taller, 2 – longest, 3 – smaller, 4 – tallest, 5 – fastest



## Units 9–10

1  Listen and find the corresponding answer.

1 – a)      2 – c)      3 – b)      4 – a)      5 – b)

2 Read and find the corresponding ending.


1 – b)  
2 – a)  
3 – b)  
4 – c)  
5 – b)

3 Make up sentences and write them down.

- 1 Przhevalsky was a soldier and Russian explorer.
- 2 Steve's got an encyclopedia.
- 3 There he explored the River Ussuri.
- 4 In 1867 Przhevalsky set off from St Petersburg for Irkutsk in Siberia.
- 5 Koko Nor or Blue Lake is the largest lake in China.



**Дорогие родители, бабушки, дедушки, дяди, тети и другие взрослые!**



**П**оздравляем вас и ваших детей с новым учебным годом и с новым учебником.

В этом году вашим детям предстоит узнать много нового и интересного. Надеемся, что новые приключения в перевернутом мире не оставят ваших детей равнодушными, как и новые виды деятельности, предлагаемые нами для работы в классе и дома. Надеемся, что наши советы пригодятся вам и вашим детям и помогут им в освоении английского языка.

1

В учебнике есть история о приключениях в перевернутом мире. Почему дети слушают, а не читают эту историю?

Мама, 40 лет, учитель русского языка

Эта история развивает умение чтения. Сначала дети одновременно и слушают, и читают эту историю. Именно запись позволяет им услышать, как правильно прочитать слова и произнести предложения с верной интонацией. Затем дается задание на поисковое чтение. Дети должны прочитать отрывок истории и ответить на определенный вопрос учителя.

Эта история позволит и вам узнать, как научился читать ваш ребенок. Сделайте это в игровой форме. Организуйте "Марафон чтения". Сначала вместе с ребенком послушайте предложение, следя глазами за текстом, а потом посоревнуйтесь в его чтении.

2

Мой старший сын учится по учебнику "New Millennium English". На некоторых уроках они занимаются проектами. Что это такое и есть ли этот вид работы в "Millie"?

Отец, 42 года, милиционер

Да, в нашем учебнике есть элементы проектной работы. Проект предполагает развитие умения самостоятельной творческой деятельности. Проект может выходить за рамки одного урока. Какая-то часть работы может происходить за пределами класса, например сделать фотографии или рисунки, расспросить об этом родителей.

Проект часто включает исследовательский этап. Например, в ходе работы над проектом дети выясняют отношение одноклассников к интернету, с какой целью он чаще всего используется: как источник информации, средство для развлечения, или что-либо другое.

3

Я отправляю ребенка в летний языковой лагерь. Сможет ли мой ребенок общаться на английском языке со своими сверстниками?

Отец, 45 лет, бизнесмен



Мы надеемся, что ваш ребенок сможет общаться на английском языке в пределах тех тем, которые проходили на уроках. Это рассказ о себе, своей семье, любимых игрушках и занятиях, о своей школе и т. д. Самое главное, чтобы ребенок хотел общаться. А для развития умения общаться мы включили в учебник множество заданий на парную и групповую работу, задания, построенные по принципу информационного неравенства, когда ребенку приходится искать необходимую для него информацию, общаясь с одноклассниками.

4

Почему в учебнике нет таблицы неправильных глаголов? Ведь дети читают истории в прошедшем времени. Когда я училась, мы учили все три формы глаголов.


Сестра, 18 лет, студентка колледжа

На наших уроках дети усваивают язык не через объяснение правил грамматики, а через многократное повторение речевых образцов. Для этого в учебнике есть много песен, рифмовок, стихов. Обучение грамматике с объяснением правил начнется в пятом классе, когда у детей наберется достаточный запас речевых образцов, и их можно будет анализировать, сравнивать. К этому времени у детей начнет складываться элементарное представление о структуре языка благодаря урокам русского языка.

5

В этом году мой внук закончит начальную школу. По какому учебнику он будет заниматься в пятом классе? Я не видела в продаже учебника "Millie-5".

Бабушка, 68 лет, пенсионерка



Учебник "Millie" является частью единого учебного курса "Millie" – "New Millennium English". Таким образом, учебник для пятого класса называется "New Millennium English".

Взрослеют наши дети, "взрослеет" и учебник. Он становится сложнее, но не менее увлекательным. "New Millennium English" научит вашего ребенка новым умениям, например переводу. А к одиннадцатому классу подготовит к сдаче ЕГЭ.

6

Моя дочь будет учиться в четвертом классе в другой школе и по другому учебнику. Сможет ли она перейти на новый учебник?

Мама, 30 лет, домохозяйка

Мы уверены, что сможет. Учебники "Millie-2", "Millie-3" и "Millie-4" написаны авторами с учетом требований федерального компонента государственного стандарта начального общего образования по иностранному языку.

Учите, играйте и наслаждайтесь английским языком вместе с ребенком!  
Успехов вам!

Авторы "Millie"



**The authors and publishers would like to thank the following teachers, their pupils and their school administrators for their help in piloting and commenting on the materials**

**in April 2005:**

Maltseva Yelena Ivanovna (Angarsk, School No 27), Maryashkina Liubov Alexandrovna (Cheboksary, School No 27), Shchukina Natalya Veniaminovna (Cheboksary, School No 51), Pinzhakova Yulia Vladimirovna, Sedykh Irina Ivanovna (Ekaterinburg, Gymnasia No 120), Tsepeleva Varvara Petrovna (Ekaterinburg, Lyceum No 159), Balobanova Natalia Anatolyevna (Irkutsk, School No 26), Malinovskaya Marianna Lvovna (Koltsovo, Novosibirsk Region, School No 21), Nesterova Nadezhda Nikolaevna (Krasnoyarsk, Gymnasia No 9), Serzhantova Olga Gennadiyevna (Krasnoyarsk, Gymnasia No 1 'Univers'), Konishcheva Nadezhda Alexandrovna (Moscow, School No 743), Kuznetsova Tatiana Aleksandrovna (Moscow Region, Novopodrezkovo School), Yakovleva Galina Konstantinovna (Nizhny Novgorod, School No 44), Zubtsovskaya Yevgeniya Vladimirovna (Nizhny Novgorod, School No 17), Talzi Yelena Vasilievna (Novosibirsk, Lyceum No 130), Nikiforova Natalya Ivanovna (Omsk, School No 38), Sharonova Galina Fedorovna (Omsk, School No 118), Kadiskalieva Agipa Shamiliyevna (Palassovka, Volgograd Region, School No 2), Badenko Tatiana Anatolievna, Koptseva Irina Konstantinovna (Ryazan, School No 47), Divnova Maria Alexandrovna (Samara, School No 139), Kukrei Natalya Nikolaevna (Samara, IT Lyceum of Samara), Kunitsyna Irina Alexeevna (Samara, School No 90), Maslova Natalya Yurievna (Samara, Gymnasia No 3), Stavtseva Irina Valerievna (Samara, 'Creativity' School), Pitina Natalya Vladimirovna (Sochi, Gymnasia No 44), Tchaikovskaya Vera Vasilievna (Sochi, Gymnasia No 16), Donetskaya Natalya Borisovna, Nesterova Svetlana Aleksandrovna, Starovoitova Irina Yurievna (Tambov, Lyceum No 6), Abramova Nadezhda Vladimirovna (Toliatti, Gymnasia No 35), Tchizhova Vera Vasilievna (Volgograd, School No 31), Korneeva Yelena Geogiyevna, Sulzhenko Lyubov Vitaliyevna, Tulupova Yelena Genrikhovna (Yaroslavl, School No 18), Loginova Lidiya Ivanovna (Yuzhno-Sakhalinsk, 'Eastern' Lyceum No 1).

**The authors and publishers would also like to thank the piloting facilitators for their help in organising and monitoring of the piloting process and commenting on the materials**

**in April 2005:**

Shelukhina Tatiana Vladimirovna (Cheboksary, Chuvash Republican Institute of Education), Masharova Irina Sergeiyevna (Ekaterinburg, Secondary School No 152), Kournaya Maria Yurievna (Irkutsk, British Council), Lagutochkina Marina Viktorovna (Krasnoyarsk, Lyceum No 3), Gribkova Bella Pavlovna (Nizhny Novgorod, British Council), Koptyug Nina Martiyevna (Novosibirsk, Lyceum No 130), Bondarenko Olga Anatolyevna (Omsk, 'Perspektiva' Educational Centre), Ustinova Yelena Sergeiyevna (Ryazan, Ryazan State University), Tchernikova Yulia Vladimirovna (Samara, British Council), Kostyuk Natalia Vladimirovna (Sochi, International Co-operation Office of Education Department), Milrood Radislav Petrovich (Tambov, Tambov State University), Ostrovskaya Svetlana Vladimirovna (Volgograd, Volgograd State Pedagogical University), Isaeva Nadezhda Pavlovna (Yaroslavl, School No 18), Lapshina Vlada Igorevna (Yuzhno-Sakhalinsk, British Council).

**The publishers would like to thank the following for permission to reproduce images:**

- © ALI ADNAN / SIPA 26-27;
- © Angelo Hornak / CORBIS / RPG 43;
- © Brian A. Vikander / CORBIS / RPG 26;
- © Brooks Kraft / Corbis / RPG 17;
- © Everett Collection / Rex Features 80;
- © Floresco Productions / Corbis / RPG 12;
- © Ilyas J Dean / Rex Features 29;
- © Jim Zuckerman / Corbis / RPG 26-27;
- © Jonathan Blair / CORBIS / RPG 43;
- © Ken Seet / Corbis / RPG 26-27;
- © Lars Halbauer / dpa / Corbis / RPG 17;
- © Liu Liquan / CORBIS / RPG 17;
- © Michael Ochs Archives / Corbis / RPG 56;
- © Patrick Bennett / Corbis / RPG 27;
- © Peter Adams / zefa / Corbis / RPG 29;
- © PhotoXpress / Квадра Медиа 104 (5 фото);
- © PhotoXpress / Квадра Медиа 39 (2 фото);
- © PhotoXpress / Квадра Медиа 64 (3 фото);
- © PNC / Brand X / Corbis / RPG 27;
- © Rainer Elstermann / zefa / Corbis / RPG 27;
- © SNAP / Rex Features 80;
- © Yann Arthus-Bertrand / CORBIS / RPG 99.

Every effort has been made to trace the copyright holders of material in this book.  
The publishers apologise for any omissions and will be pleased to make the necessary  
arrangements when *Millie* is reprinted.



Учебное издание

С. И. Азарова, Э. Н. Дружинина, Е. В. Ермолаева,  
Е. В. Зоткина, Л. Г. Карпова, Е. М. Коренкова,  
Е. В. Костюк, И. В. Крайнева, Н. Н. Петрова,  
Н. Б. Пономарева, Р. Ю. Попова, Н. С. Славщик,  
Л. Л. Соколова, Л. Н. Струкова, Н. Ю. Шульгина

## **АНГЛИЙСКИЙ ЯЗЫК** **МИЛЛИ / MILLIE**

Учебник для 4 класса  
общеобразовательных учреждений

Замдиректора по подготовке изданий С. В. Ширина  
Корректоры Г. А. Киселева, Г. П. Мартыненко  
Дизайн макета, верстка В. КиН, Н. С. Вишенковой  
Иллюстрации Т. С. Богомягих, Н. В. Китаевой, Д. Б. Костиной, А. С. Кудашкиной,  
К. Мартиросян, Н. В. Мишиной, М. В. Парнышковой, А. В. Савельевой, Е. В. Сергеевой,  
Г. Ю. Скрипальщиковой, И. С. Слюнковой  
Фотографии Л. Н. Новоселова  
Художественный редактор Е. А. Валяева  
Цифровая обработка изображений Л. Н. Новоселова

Санитарно-эпидемиологическое заключение о соответствии санитарным правилам  
РФ № 77.99.60.953.Д.013031.12.08 от 01.12.2008.  
Подписано в печать 23.01.2012. Формат 60 x 90/8.  
Гарнитура "Гельветика". Печать офсетная. Бумага офсетная.  
Усл. печ. л. 16,0. Уч.-изд. л. 25,1. Усл. кр.-отт. 67,25. Тир. 30 000 экз. Зак. № 12-925106  
Издательство "Титул". 249035, Калужская обл., г. Обнинск, а/я 5055.  
Тел. (48439) 9-10-09. E-mail pochta@titul.ru (книга почтой), umk@titul.ru (оптовые покупатели).  
Brookemead Associates Ltd, London N1 1HS.  
Lyn Strutt (Editor), Veena Holkar (UK Photo research).  
Отпечатано в типографии "NEOGRAFIA a.s.", 036 55, Martin, ul. Škultetyho 1, SLOVAKIA  
Телефоны: ++421 (43) 420 12 73, 420 12 95. Факс: ++421 (43) 420 17 13  
E-mail: Lubica.Simkova@neografia.sk, <http://www.neografia.sk>, <ftp://www.neografia.sk>



ИЗДАТЕЛЬСТВО  
ТИТУЛ  
PUBLISHERS

BROOKMEAD ENGLISH  
LANGUAGE TEACHING



Издательство “Титул” выпускает единую линию учебно-методических комплектов для 1–11-х классов “Милли” — “Английский язык нового тысячелетия” / “Millie” — “New Millennium English”:

**для 1 класса (“Millie-Starter”)** — учебник-рабочая тетрадь, книга для учителя, обучающая компьютерная программа

**для 2 класса** — учебник, рабочая тетрадь, книга для учителя, аудиоприложение (аудиокассеты, CD MP3), набор карточек для обучения чтению и говорению, обучающая компьютерная программа

**для 3 класса** — учебник, рабочая тетрадь, книга для учителя, аудиоприложение (аудиокассеты, CD MP3), набор карточек для обучения чтению и говорению, обучающая компьютерная программа

**для 4 класса** — учебник, рабочая тетрадь, книга для учителя, аудиоприложение (аудиокассеты, CD MP3), набор карточек для обучения чтению и говорению, обучающая компьютерная программа

**для 1–4 классов** — обучающая компьютерная программа „Интерактивные плакаты“

**для 5 класса (1-й год обучения)** — учебник, рабочая тетрадь, книга для учителя, аудиоприложение (аудиокассеты, CD MP3)

**для 5 класса (4-й год обучения)** — учебник, рабочая тетрадь, книга для учителя, аудиоприложение (CD MP3), обучающая компьютерная программа

**для 6 класса** — учебник, рабочая тетрадь, книга для учителя, аудиоприложение (аудиокассеты, CD MP3), обучающая компьютерная программа

**для 7 класса** — учебник, рабочая тетрадь, книга для учителя, аудиоприложение (аудиокассеты, CD MP3)

**для 8 класса** — учебник, рабочая тетрадь, книга для учителя, аудиоприложение (CD MP3)

**для 9 класса** — учебник, рабочая тетрадь, книга для учителя, аудиоприложение (CD MP3)

**для 10 класса** — учебник, рабочая тетрадь, книга для учителя, аудиоприложение (CD MP3), электронное приложение

**для 11 класса** — учебник, рабочая тетрадь, книга для учителя, аудиоприложение (аудиокассета, CD MP3), электронное приложение

**для 10–11 классов** — элективные курсы “Moscow”, “St Petersburg”, “The Urals”, “Business English for Schools” и “English for Science”

**Рабочая программа курса (1–4 классы)**

**Рабочая программа курса (5–11 классы)**

Интернет-поддержка учебников и дополнительные материалы на сайтах:

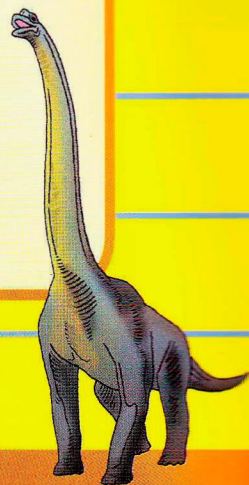
[www.titul.ru](http://www.titul.ru), [www.englishteachers.ru](http://www.englishteachers.ru)

По вопросам приобретения книг следует обращаться в издательство “Титул”:

249035, Калужская обл., г. Обнинск, а/я 5055, тел.: (48439) 9-10-09,

факс: (48439) 9-10-00, e-mail: [pochta@titul.ru](mailto:pochta@titul.ru) (книга почтой),

[umk@titul.ru](mailto:umk@titul.ru) (оптовые покупатели).



ISBN 978-5-86866-468-7



9 785868 664687 >